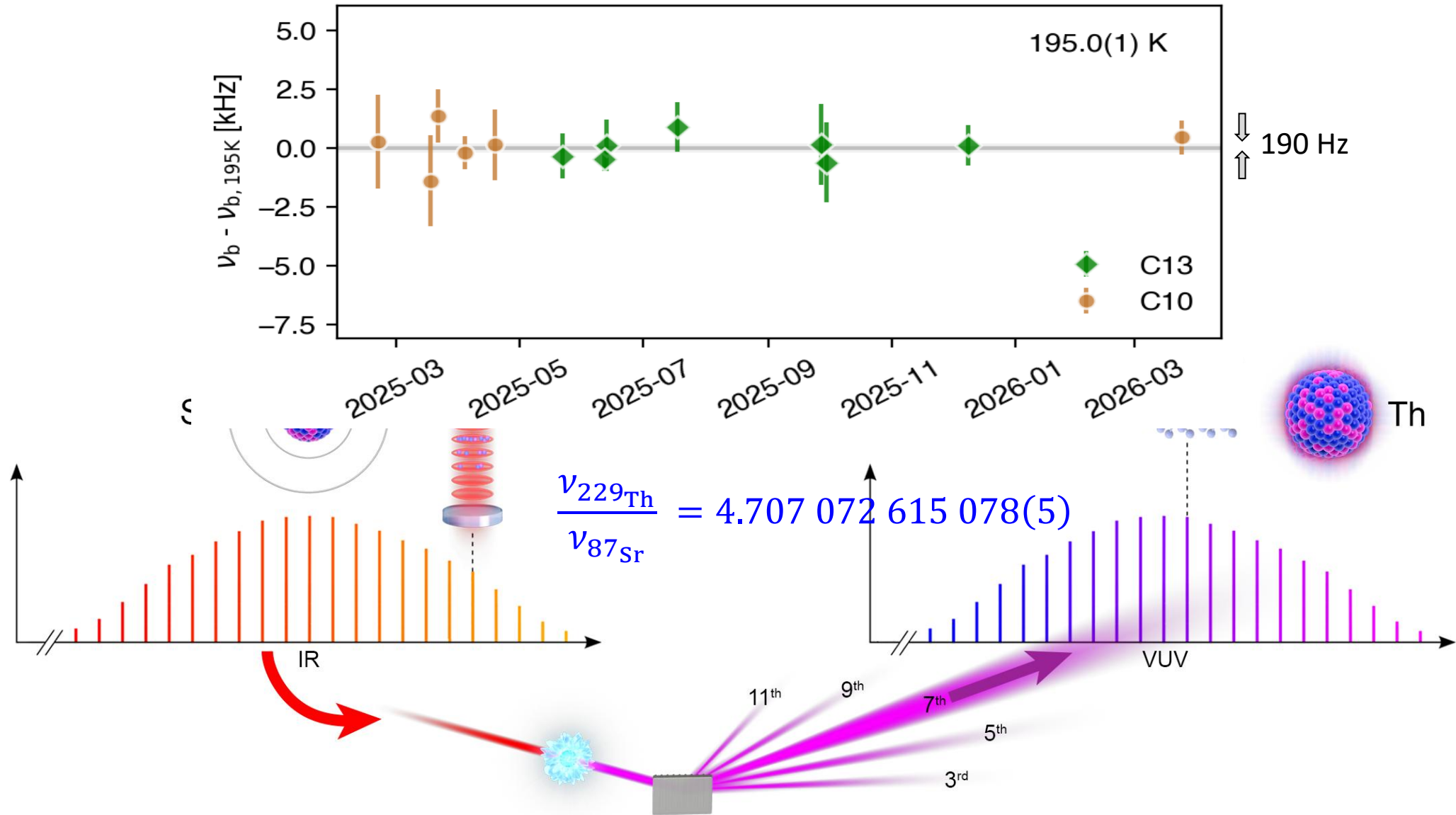


Laser-driven Mössbauer spectroscopy for nuclear clock



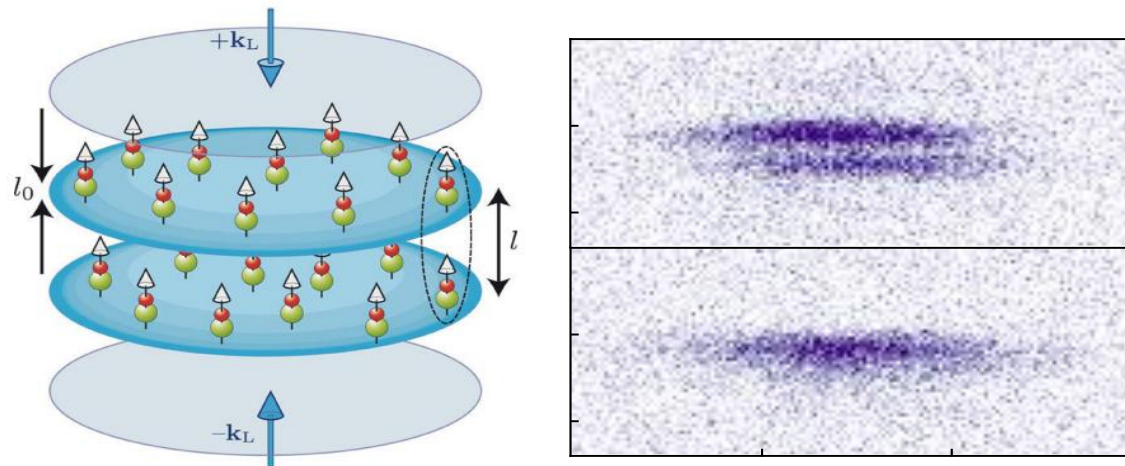


Junyu Lin

Young scientists

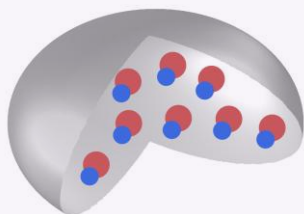
Fermi gas of dipolar molecules in 2D & 3D

Lin *et al.*, arXiv:2606.14135 (June 15, 2026).



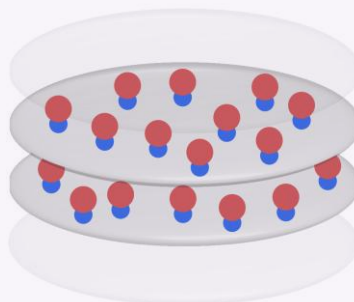
Baranov ... Zoller,
Chem. Rev (2012)

3D



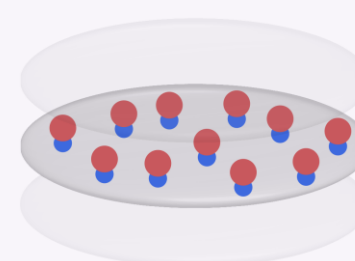
$$T/T_F \approx 0.3$$

2D - bilayer



$$T/T_F \approx 0.25$$

2D - monolayer



$$T/T_F \approx 0.44$$

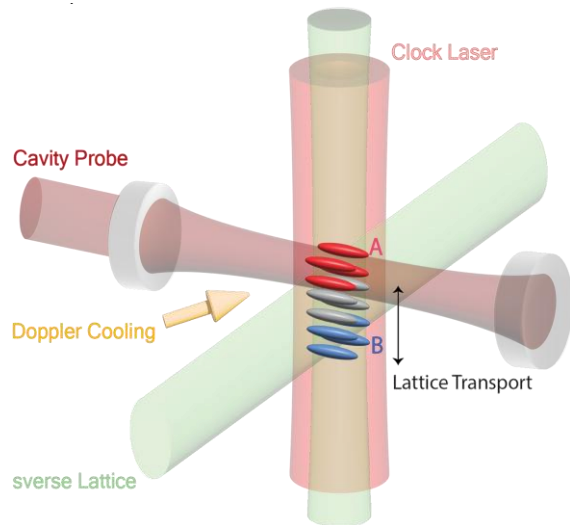



Yang Yang

Young scientists

Quantum science & metrology

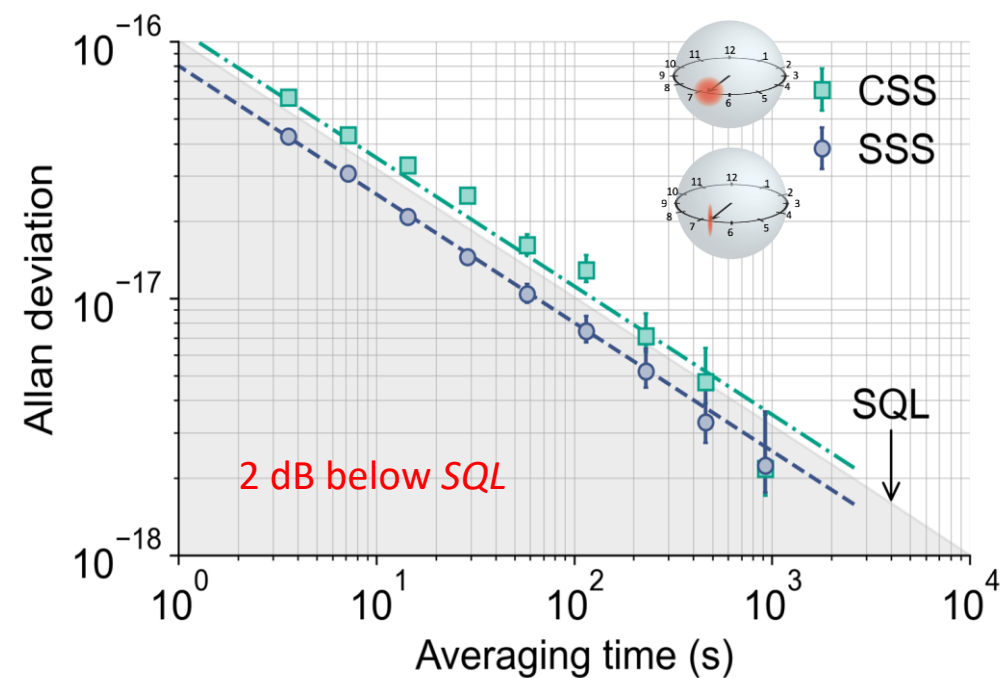
Dahyeon Lee
Ben Lewis



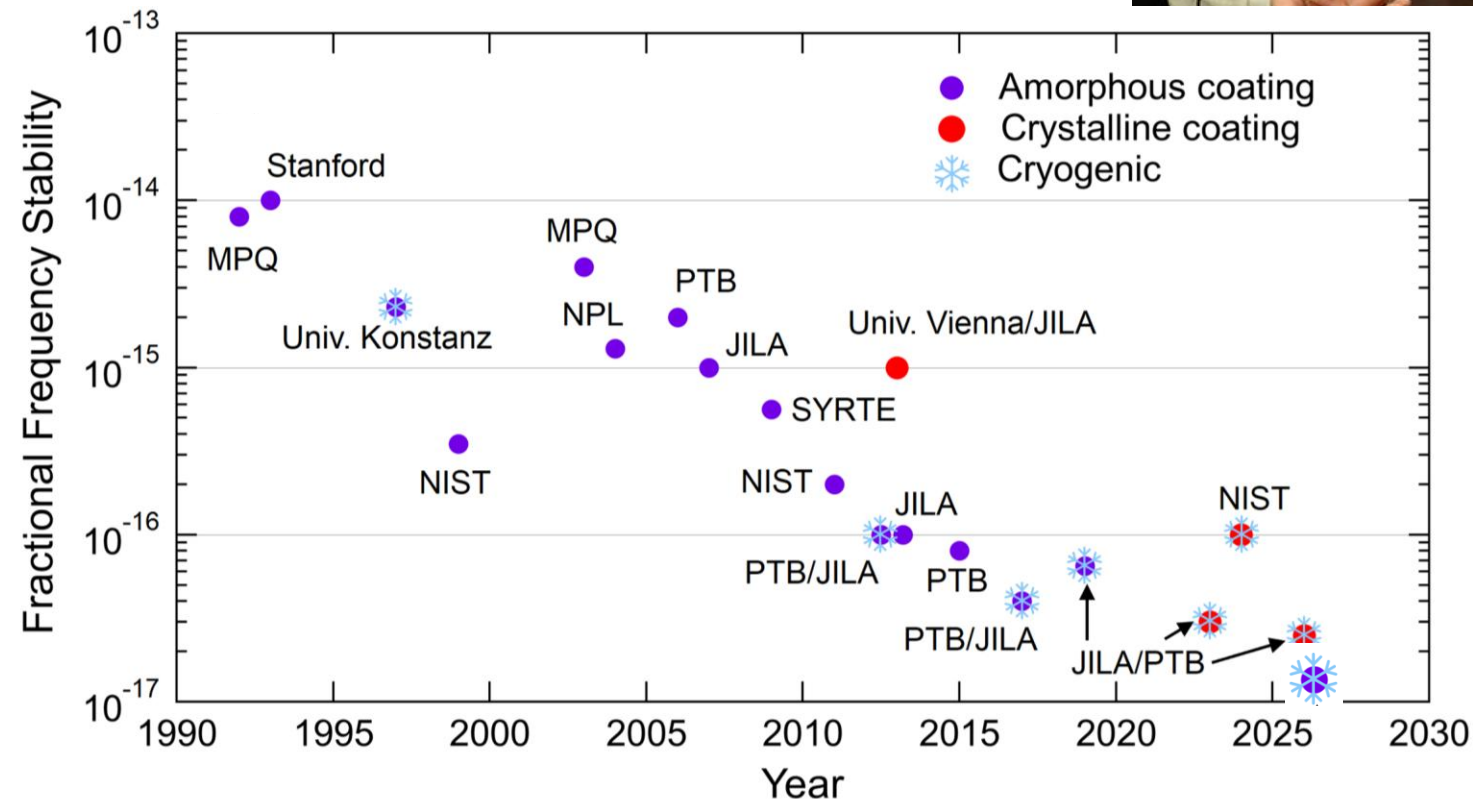
Lee *et al.*, Phys. Rev. Lett. **136**, 033801 (2026).



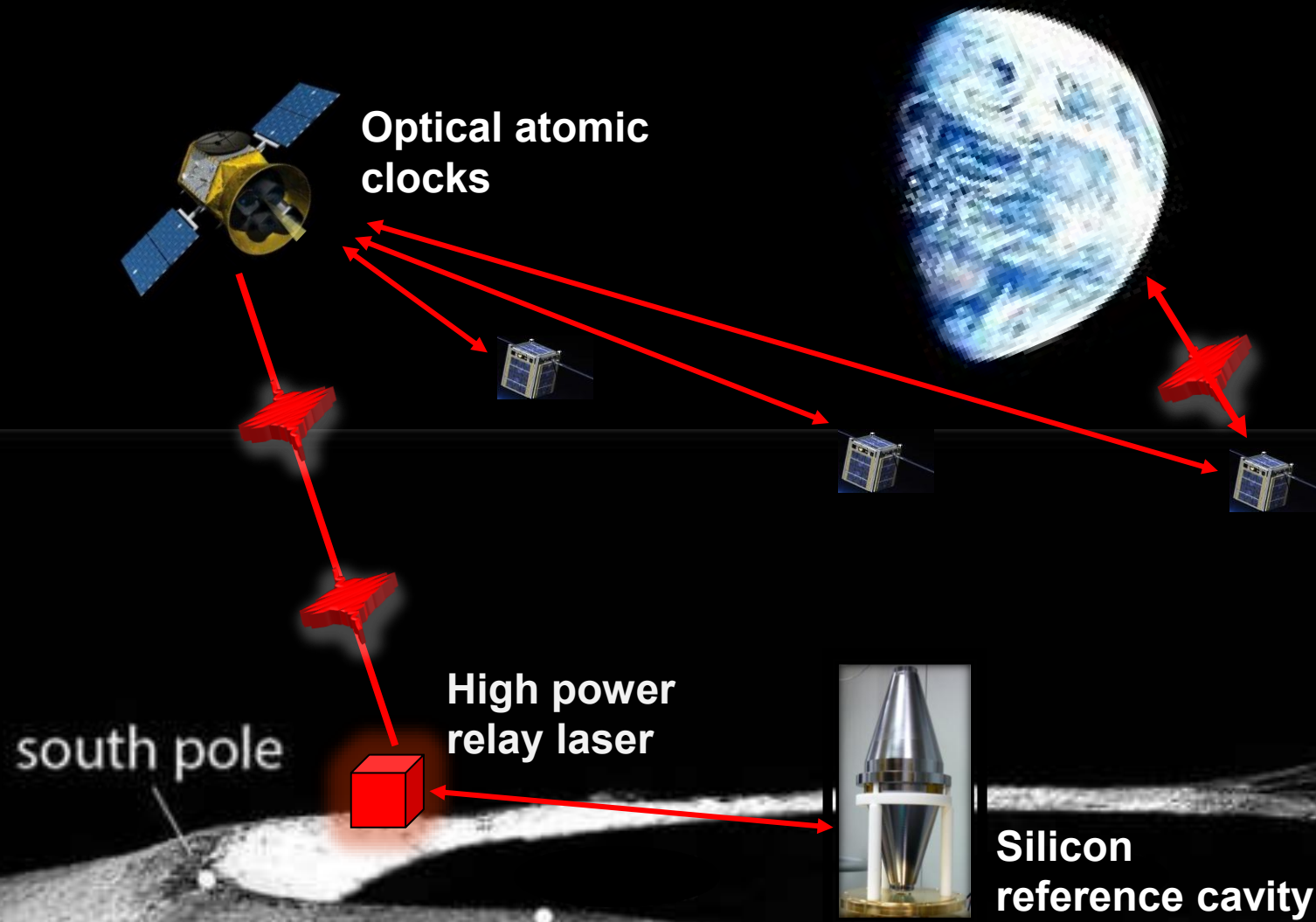
A new record:
laser stability 1.2×10^{-17}



Yang ... Ye, Phys. Rev. Lett. **135**, 193202 (2025).



Lunar Silicon Cavity: time & length standard for space



J. Ye *et al.*, Proc Natl Acad Sci
123, e2604438123 (2026).

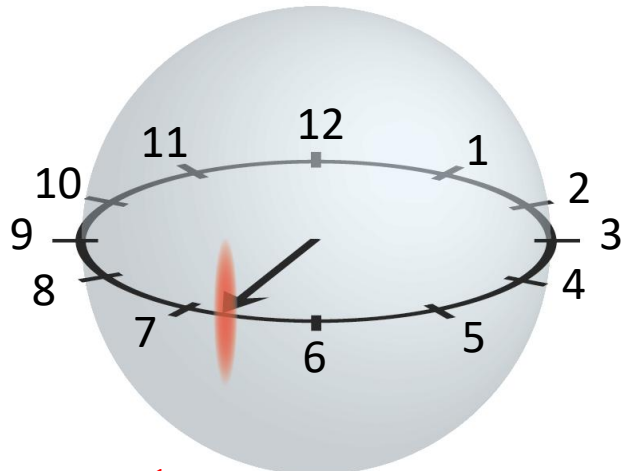

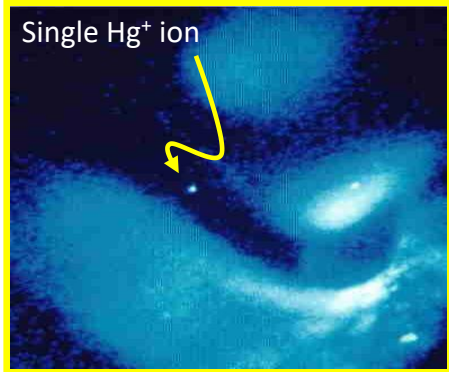
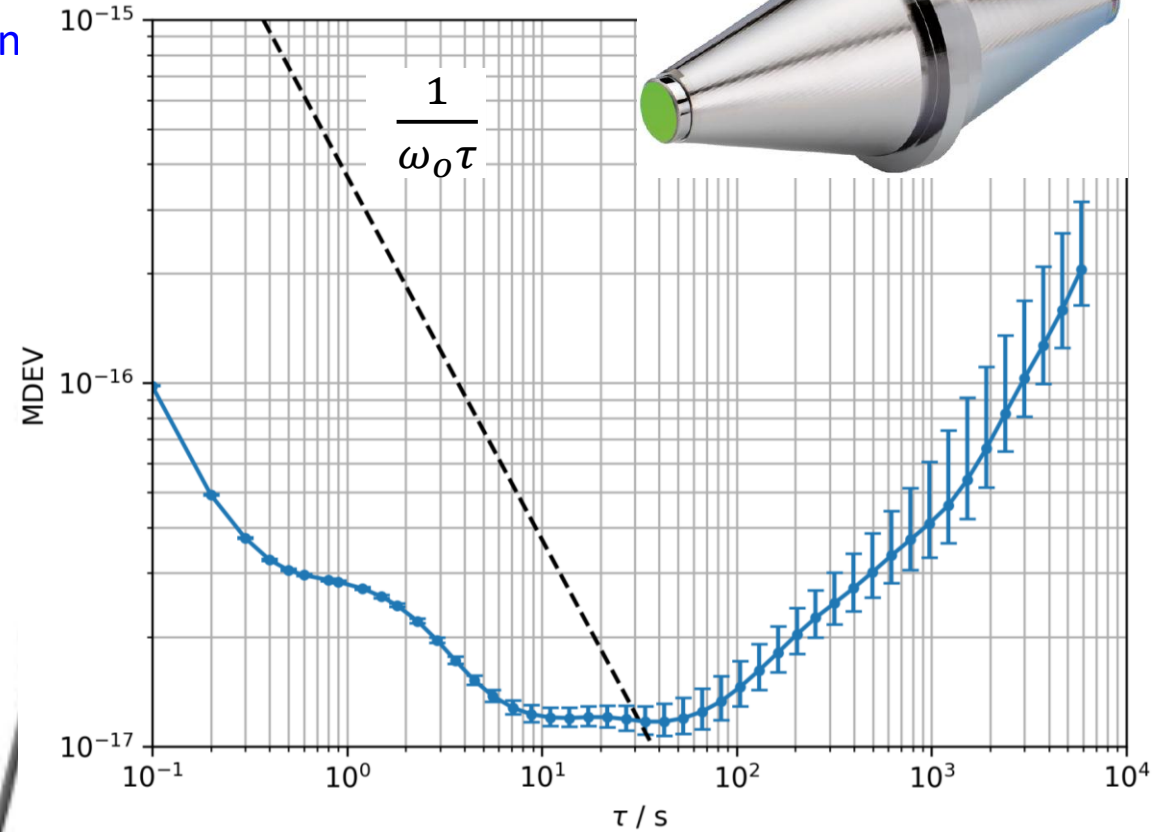
Quantum system scaling

Silicon-7

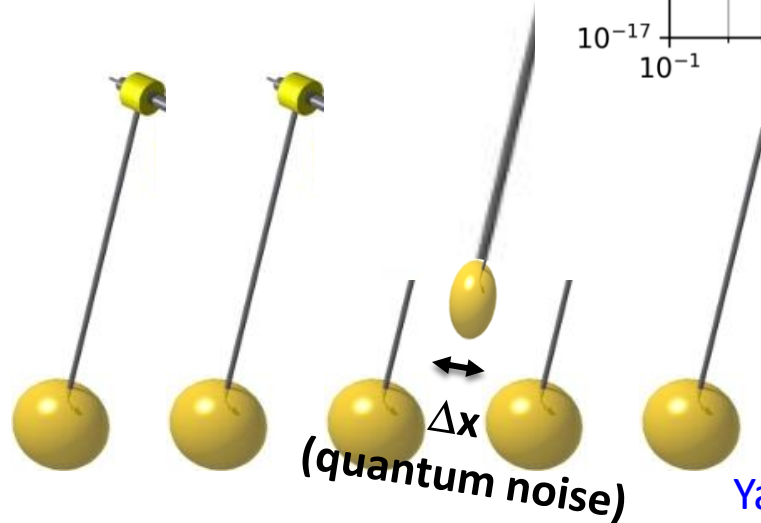


Employing a macroscopic n

Atomic clocks



$$\frac{1}{\sqrt{2}} (e^{-iEt} |e\rangle + |g\rangle)$$



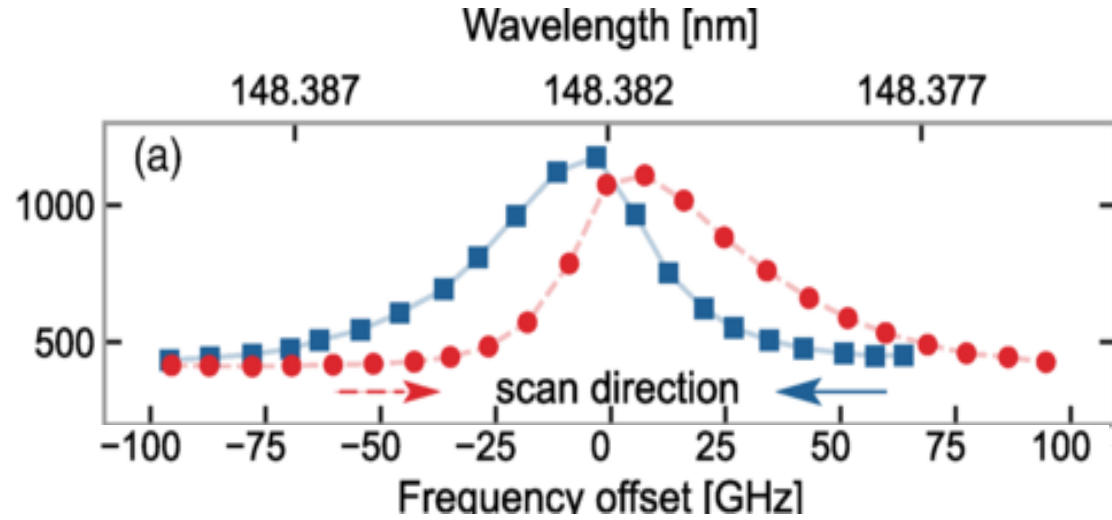
Kim *et al.*, Phys. Rev. Lett. **135**, 103601 (2025)

$$\Delta\varphi_{SQL} \sim \frac{11}{Q\sqrt{N}}$$

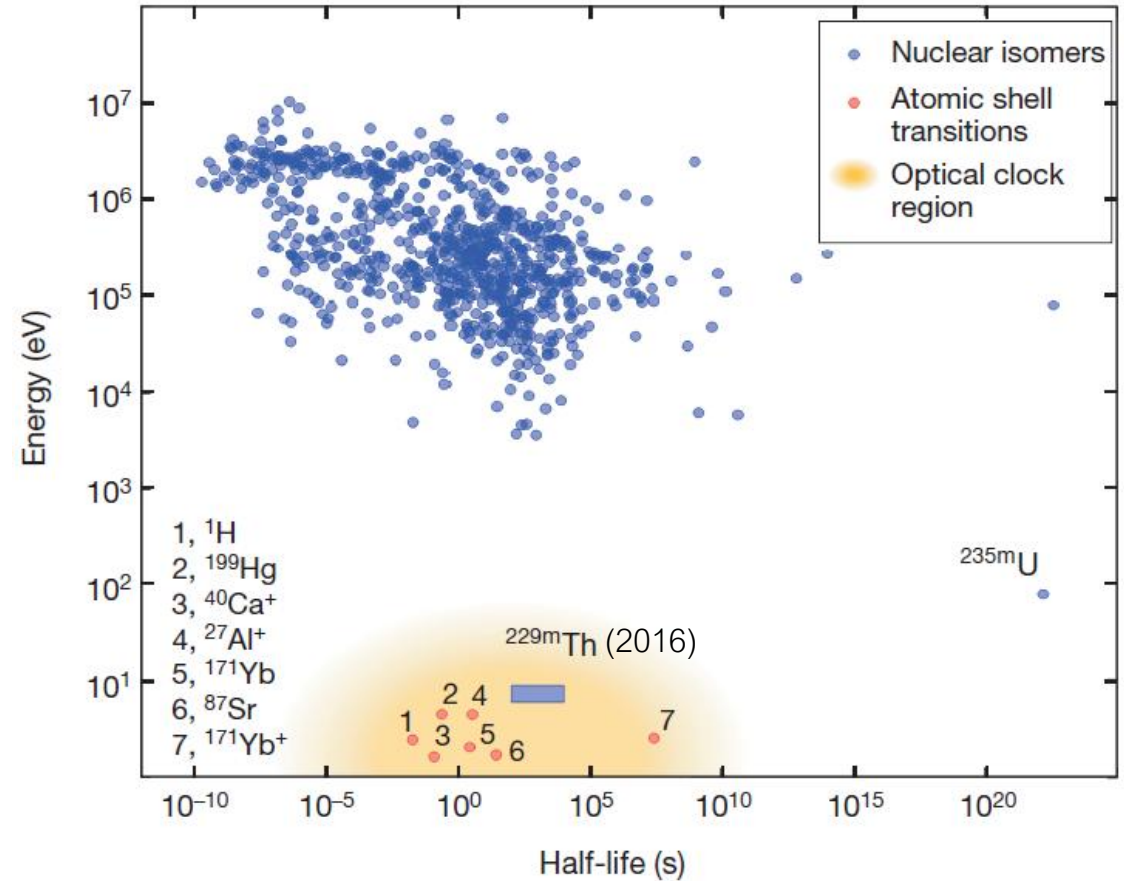
Yang ... Ye, Phys. Rev. Lett. **135**, 193202 (2025).

Laser-based Mössbauer spectroscopy for nuclear clock

Tiedau ... Peik, PRL **132**,182501 (2024).



Uniquely low energy transition in ^{229}Th



Urgent

• High



narrow l

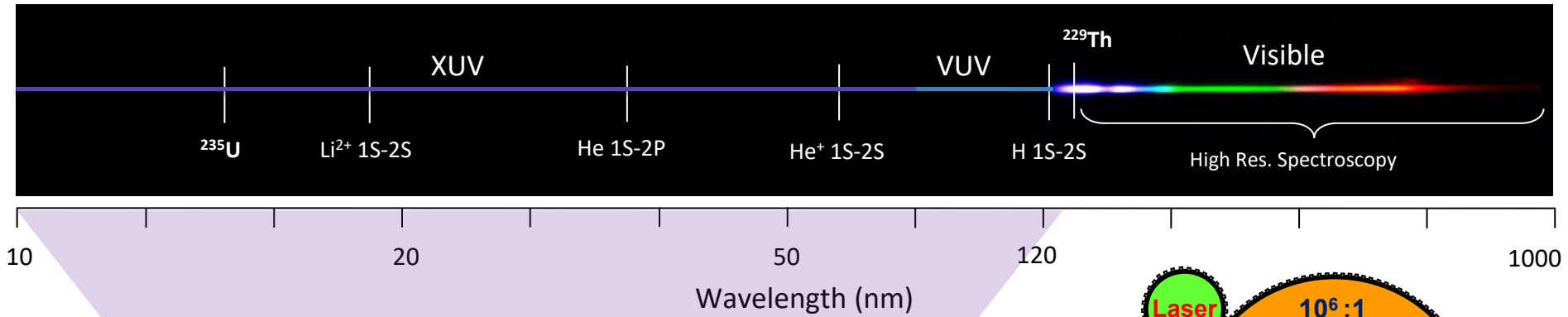


JV laser

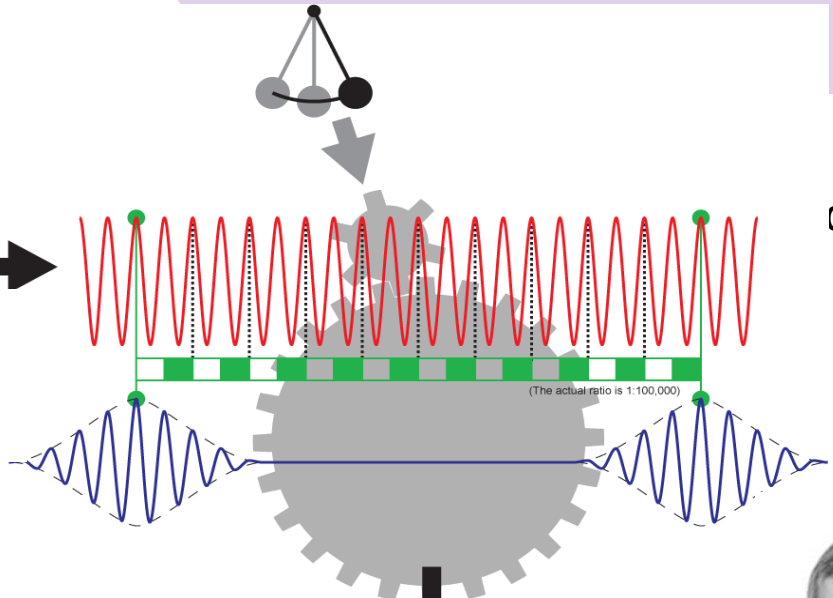
Peik & Tamm, Europhys. Lett. **61**, 181 (2003).

v.d.Wense ... Thirolf, Nature **533**, 47 (2016)

Need: Narrowline extreme ultraviolet light



10^{15} cycles per second



diations broadband

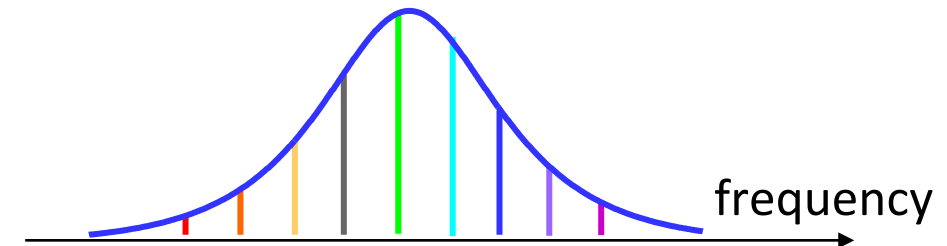
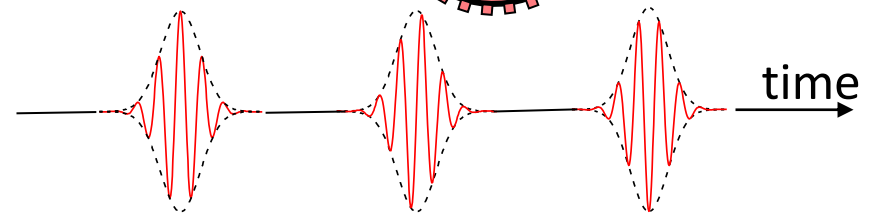
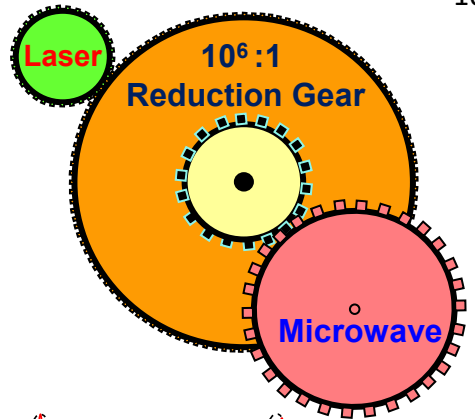
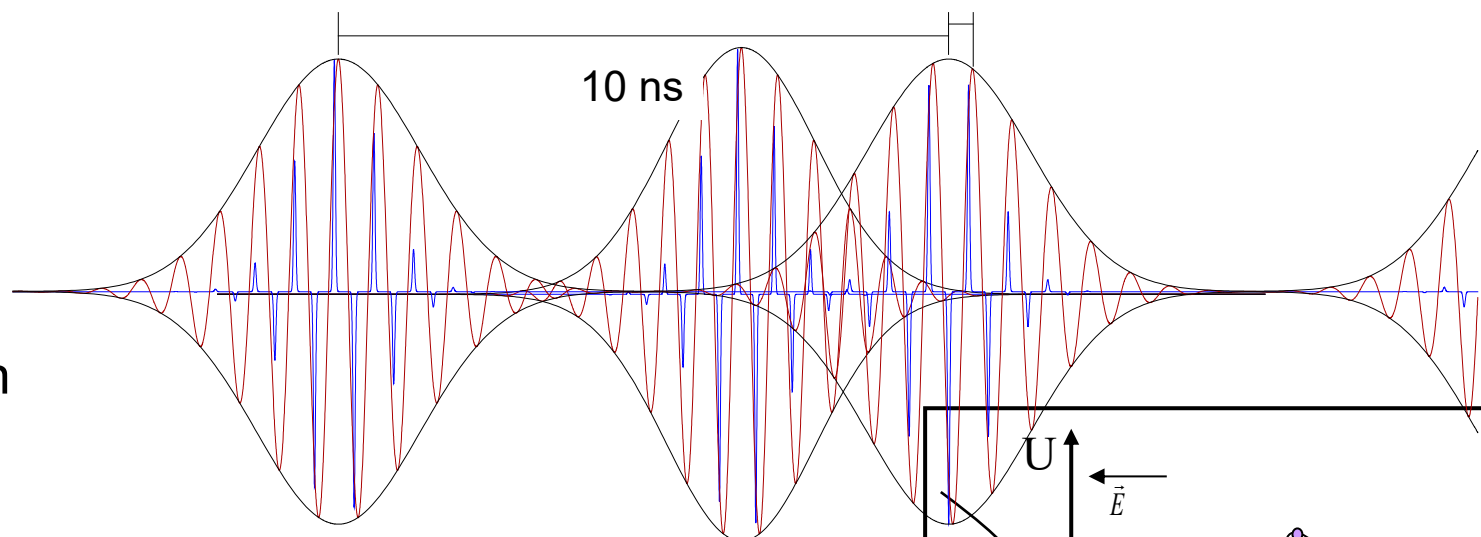


Table-top coherent VUV / XUV radiation

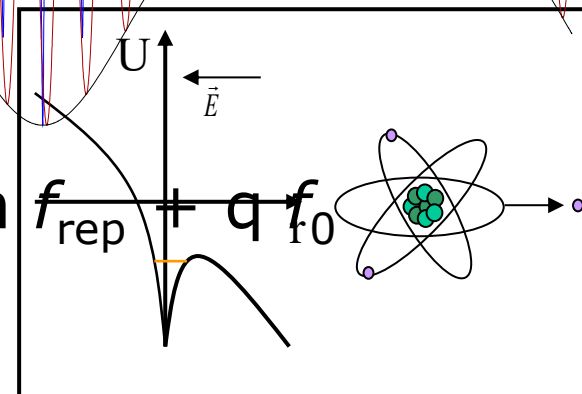
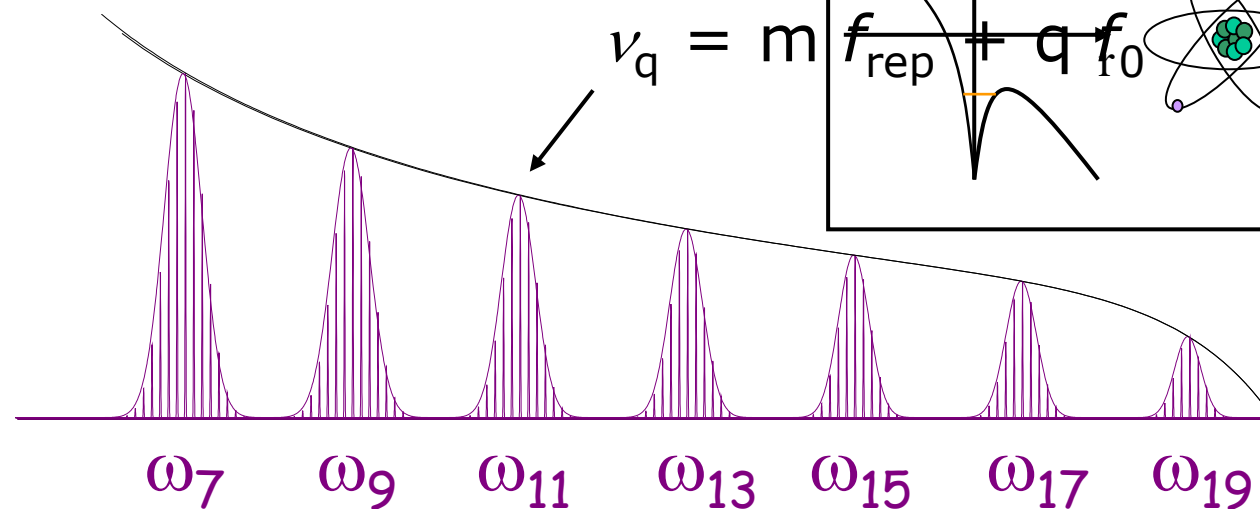
Harmonic Generation with a single IR pulse \rightarrow XUV frequency comb



Time domain

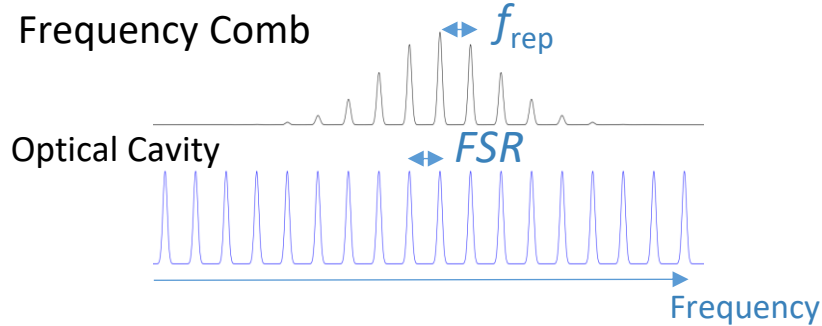


Frequency domain



2 decades of development for XUV frequency comb

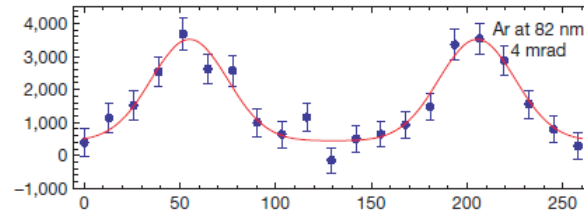
Femtosecond enhancement cavity



R. J. Jones & J. Ye, *Opt. Lett.* **27**, 1848 (2002)

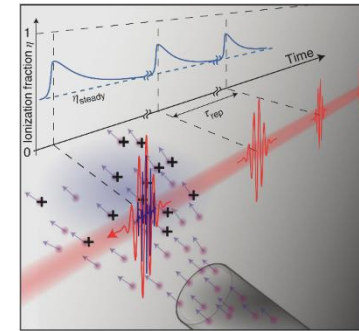
R. J. Jones & J. Ye, *Opt. Lett.* **29**, 2812 (2004)

XUV comb spectroscopy

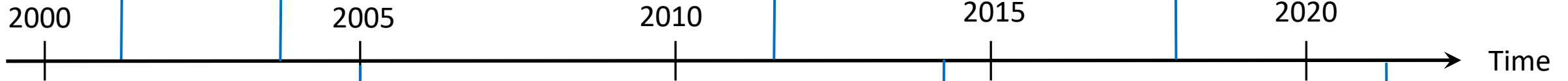


A. Cingöz et al., *Nature* **482**, 68 (2012)

Phase-matched XUV comb generation

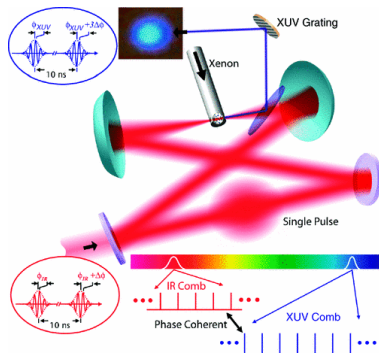


G. Porat et al., *Nat. Photon.* **12**, 387 (2018)



XUV comb

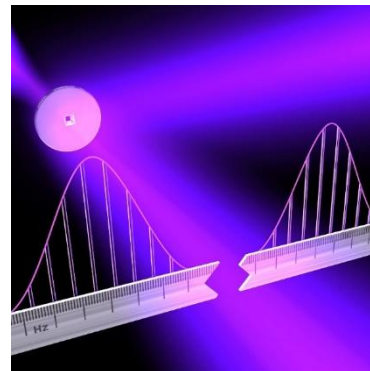
~100 pW



R. J. Jones et al., *Phys. Rev. Lett.* **94**, 193201 (2005)

C. Gohle et al., *Nature* **436**, 234 (2005)

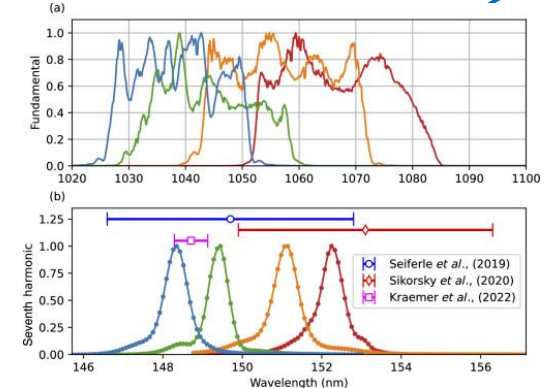
Coherence times > 1s



C. Benko et al., *Nat. Photon.* **8**, 530 (2014)

Tunable VUV comb

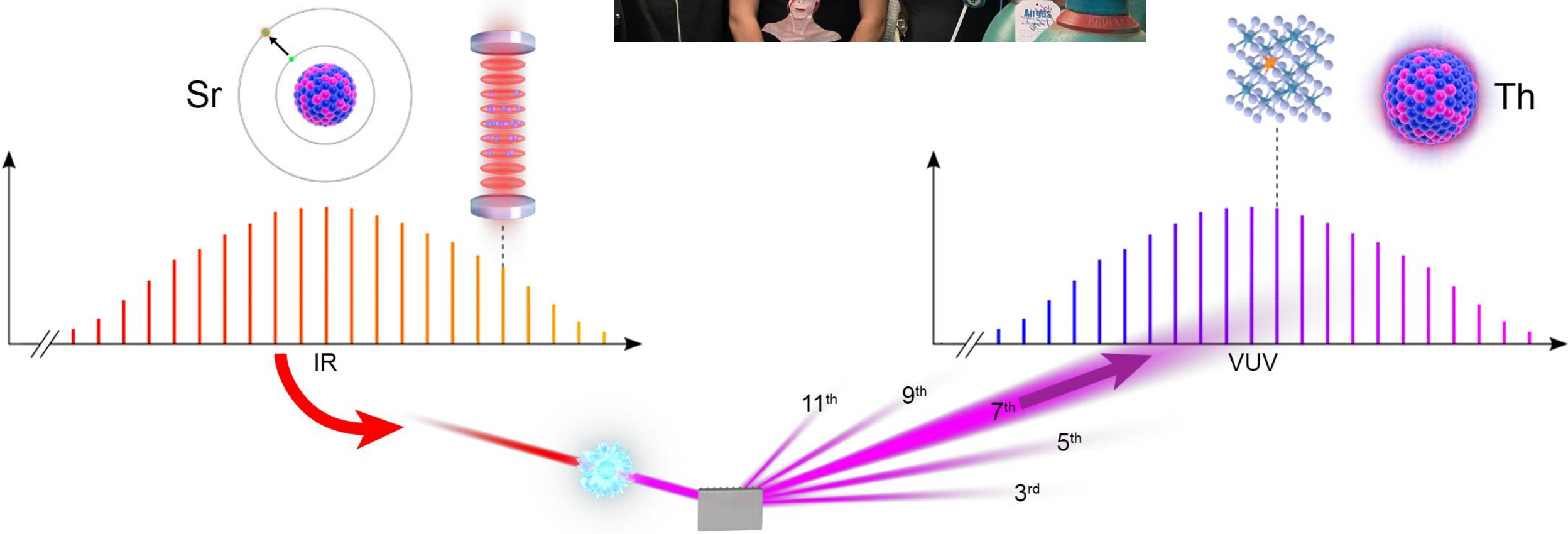

>1 mW



C. Zhang et al., *Opt. Lett.* **47**, 5591 (2022)

VUV/XUV frequency comb

Zhang ... Thirolf, Schumm, Ye, Nature **633**, 63 (2024).



Comb parallelism – high resolution, broad bandwidth

Zhang ... Thirolf, Schumm, Ye, Nature **633**, 63 (Sept. 5, 2024).



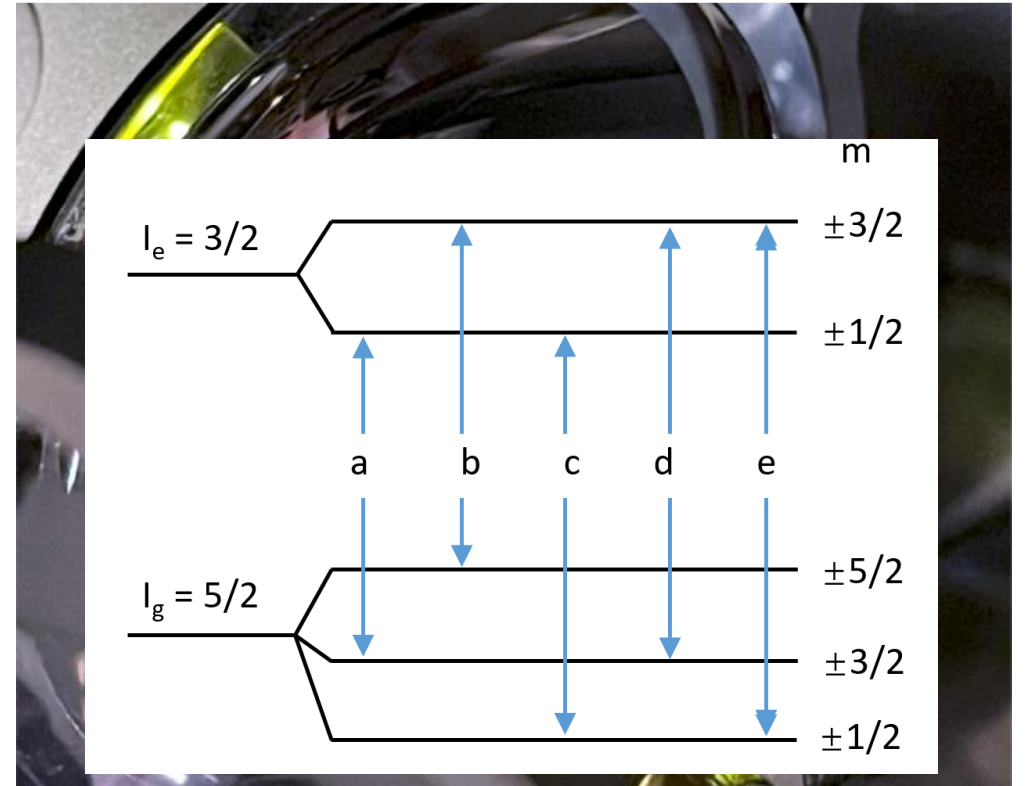
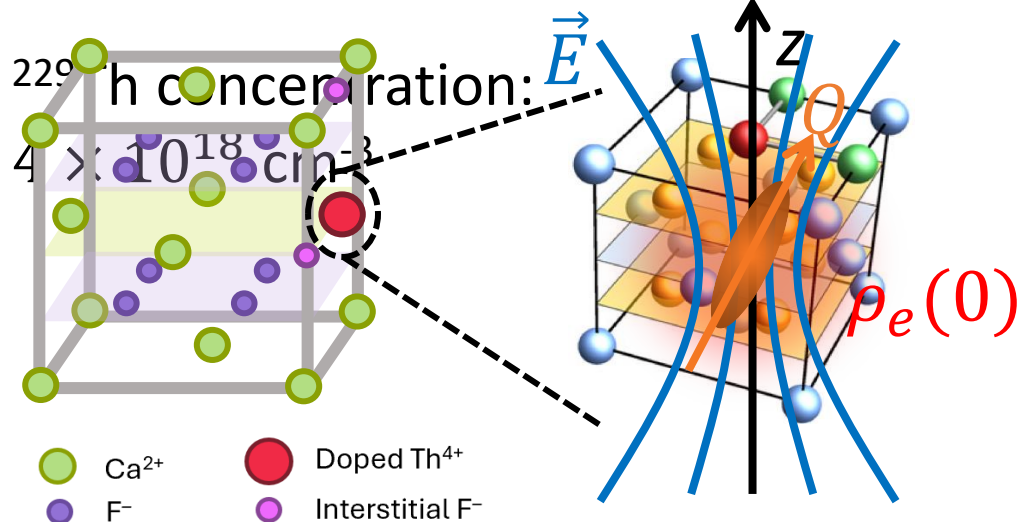
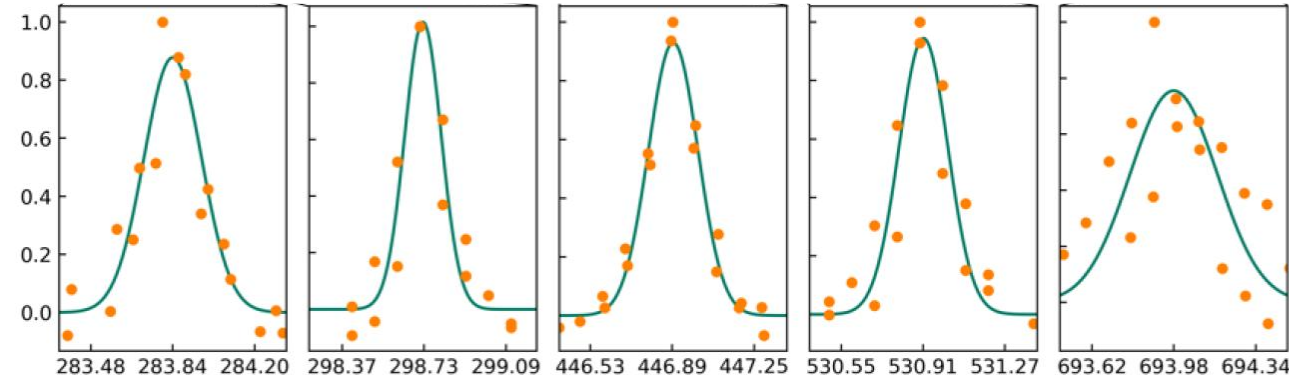
Thorsten Schumm



Nuclear quadrupole moment

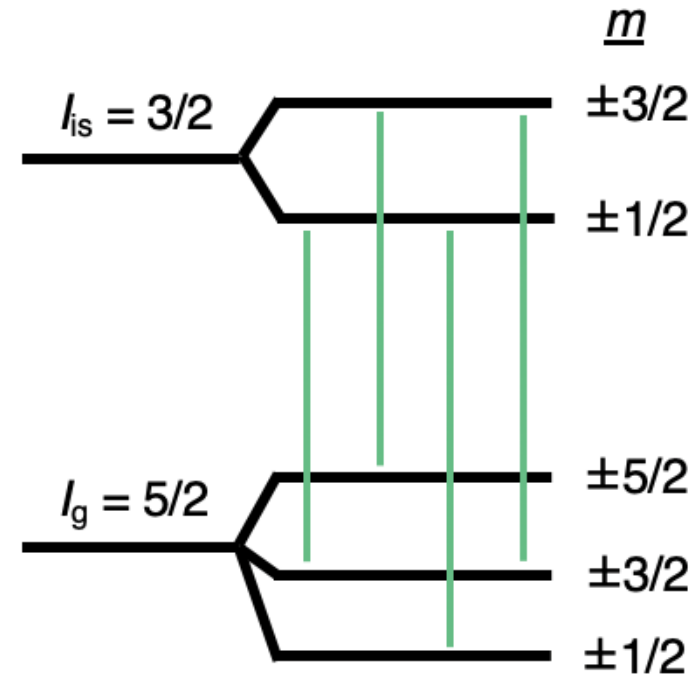
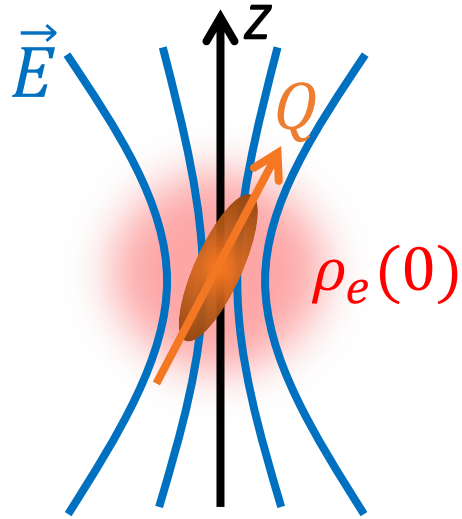
$\nabla \vec{E}$ asymmetry

$$H_{E2} = \frac{QV_{zz}}{4I(2I-1)} [3I_z^2 - I^2 + \eta(I_x^2 - I_y^2)]$$



$^{229}\text{Th}:\text{CaF}_2$: system parameters

Zhang ... Thirolf, Schumm, Ye, Nature **633**, 63 (Sept. 5, 2024).



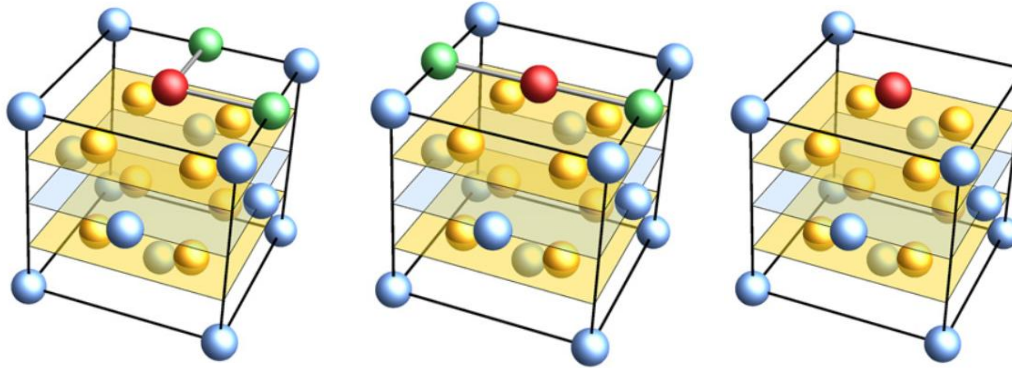
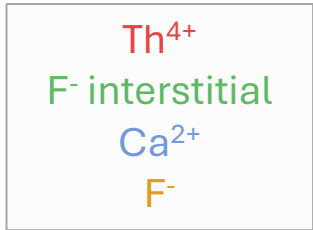
Parameter	Value
η	0.59163(5)
$Q_{is}V_{zz}$	339.258(7) eb $\text{V}/\text{\AA}^2$
Q_gV_{zz}	193.387(5) eb $\text{V}/\text{\AA}^2$
Q_{is}/Q_g	0.57003(1)

$$H_{E2} = \frac{QV_{zz}}{4I(2I-1)} [3I_z^2 - I^2 + \eta(I_x^2 - I_y^2)]$$


$$H_{E0} = \frac{2}{3} \pi Z e^2 \rho_e(0) \langle r^2 \rangle$$

Doping configuration in Th:CaF2

$$H_{E2} = \frac{QV_{zz}}{4I(2I - 1)} [3I_z^2 - I^2 + \eta(I_x^2 - I_y^2)]$$



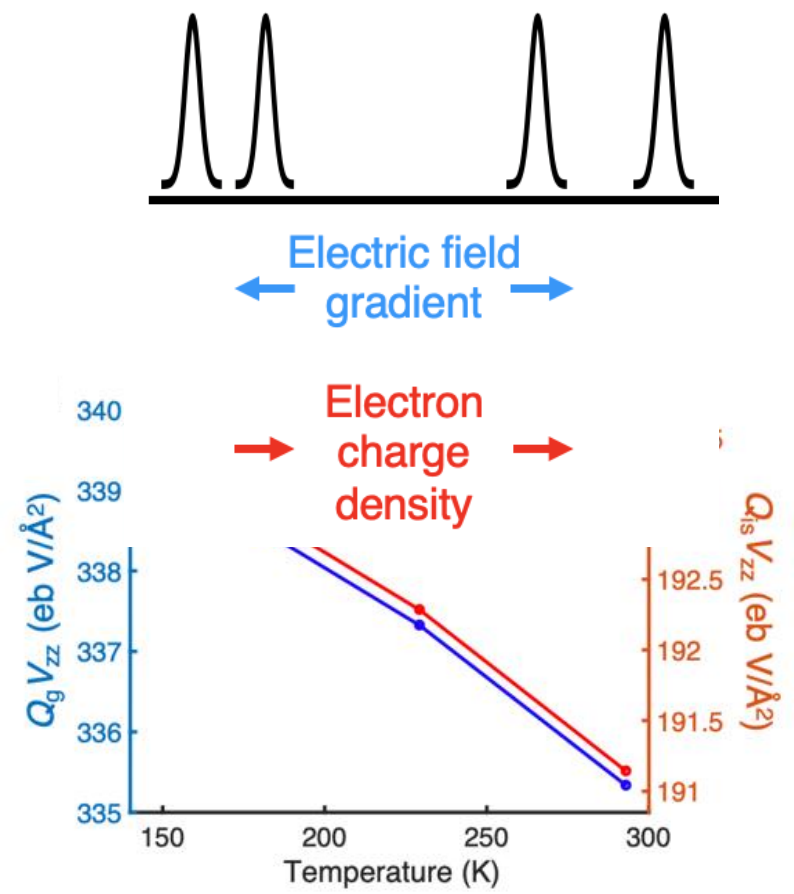
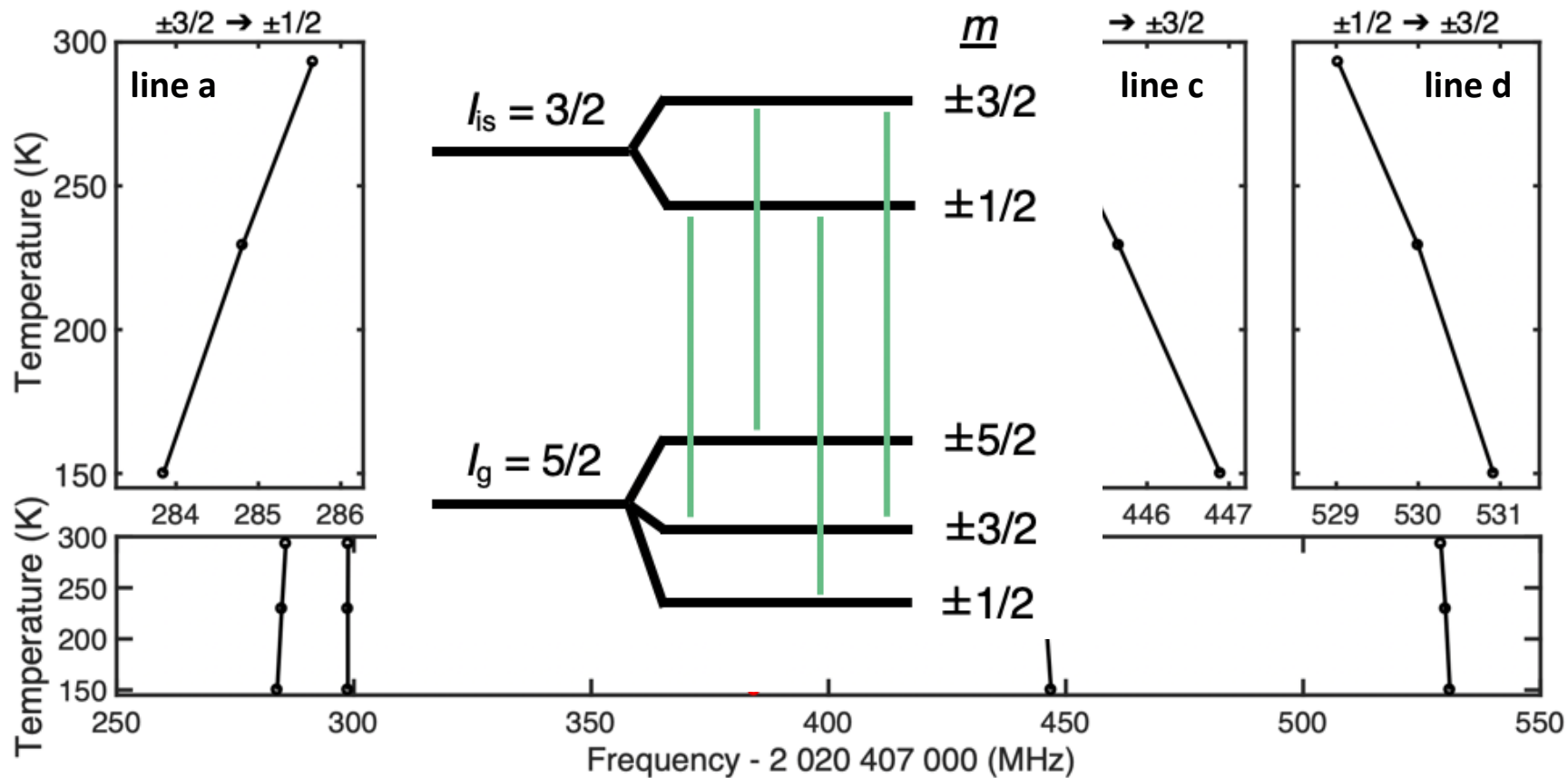
Simulations [Dessovic 2014]	F ⁻ interstitials (90°)	F ⁻ interstitials (180°)	Ca ²⁺ vacancy
V_{zz} [V/Å ²]	223	-296.7	68.3
$\eta = \frac{V_{xx} - V_{yy}}{V_{zz}}$	0.48	0	0
Solution energy per defect (eV)	0.32	0.47	1.67


 Most energetically favorable!

Dessovic, P. et al. *J. Phys.: Condens. Matter* **26**, 105402 (2014).
 Zhang, C. et al. *Nature* **633**, 63–70 (2024).
 Hiraki, T. et al. arxiv:2509.00041 (2025).

Temperature dependent line frequency

Higgins ... Schumm, Ye, Phys. Rev. Lett. **134**, 113801 (2025).



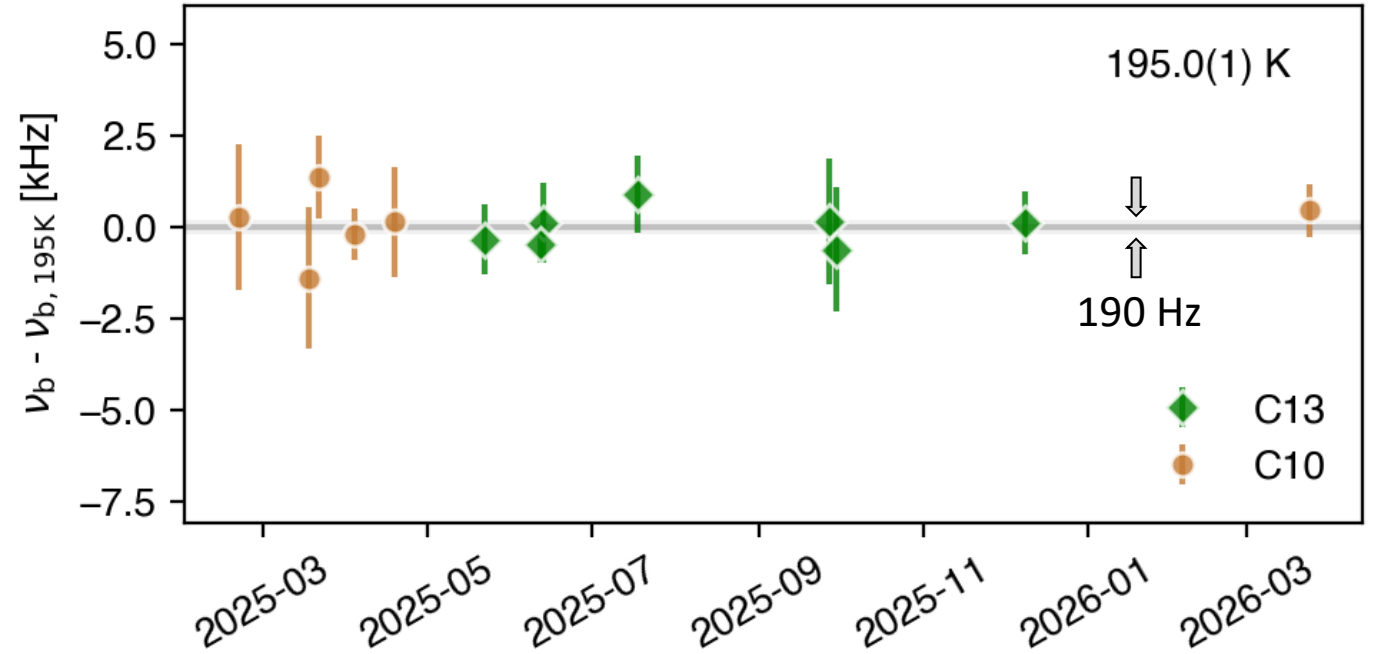
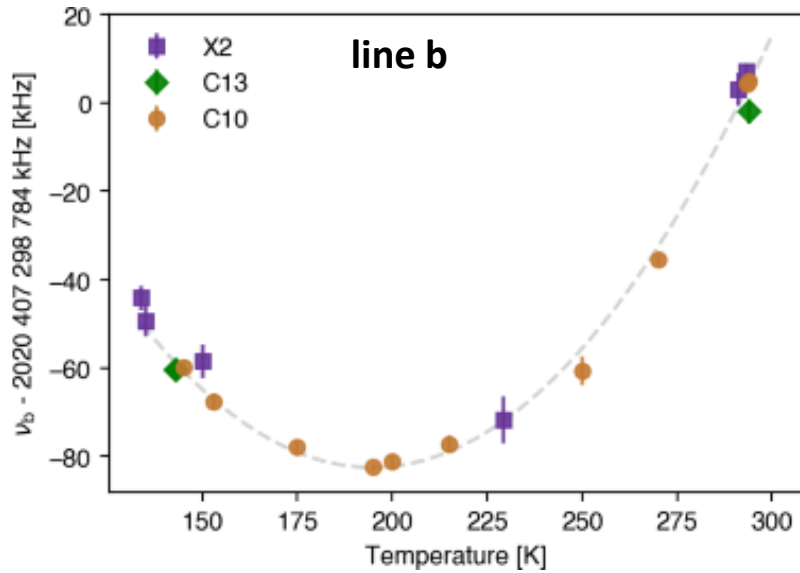
$$H_{E2} = \frac{Q V_{zz}}{4I(2I - 1)} [3I_z^2 - I^2 + \eta(I_x^2 - I_y^2)]$$

$$H_{E0} = \frac{2}{3} \pi Z e^2 \rho_e(0) \langle r^2 \rangle$$


$$\Rightarrow \delta \rho_e(0) \sim 10^{-3} / (\text{\AA}^3 \cdot \text{K})$$

$^{229}\text{Th}:\text{CaF}_2$: Frequency reproducibility (independent of doping)


Ooi ... Schumm, Ye, Nature **650**, 72 (2026).




X2: $4 \times 10^{18}\ \text{cm}^{-3}$
19 May 2021



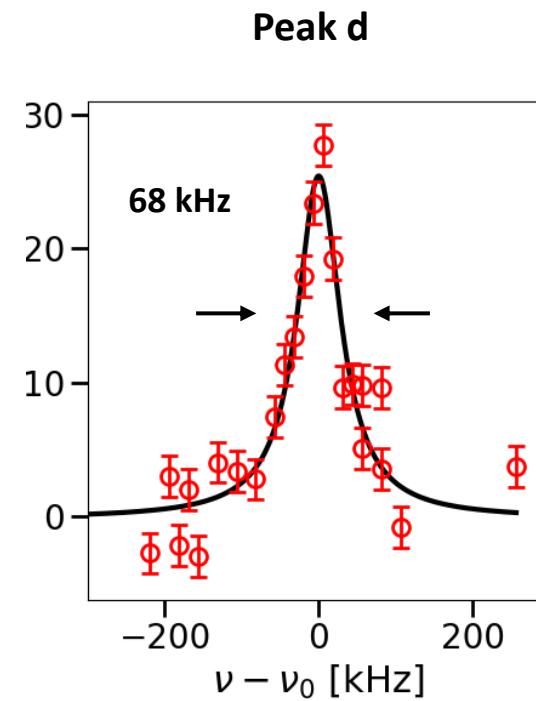
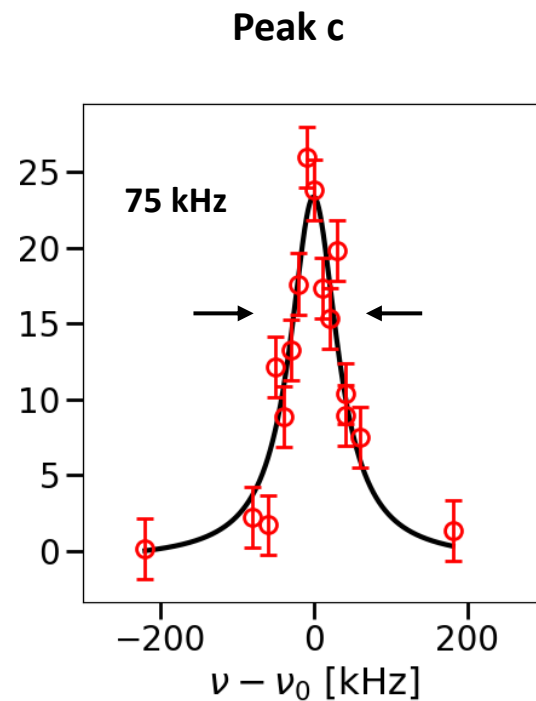
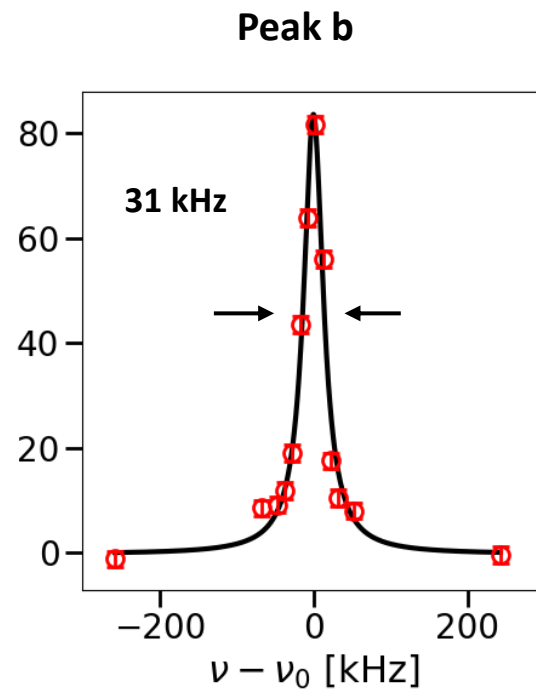
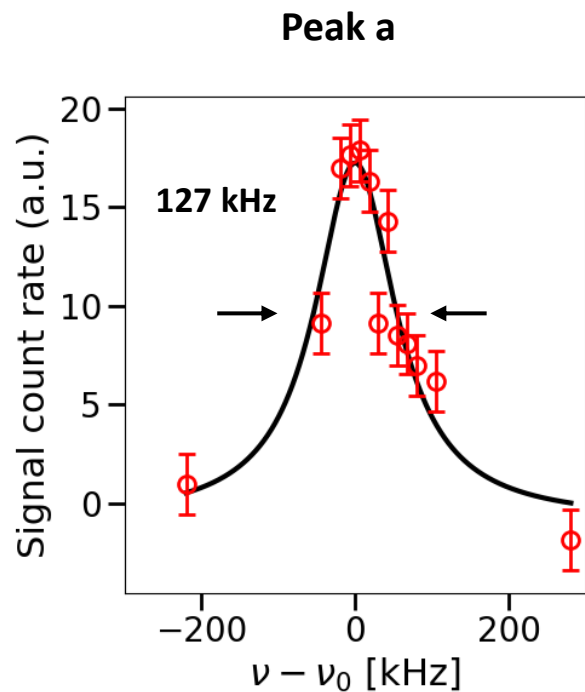
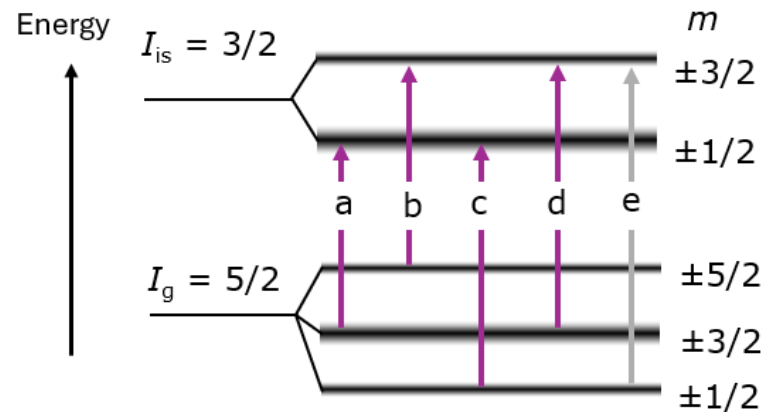
C13: $0.8 \times 10^{18}\ \text{cm}^{-3}$
7 Dec 2020



C10: $0.3 \times 10^{18}\ \text{cm}^{-3}$
23 Nov 2020

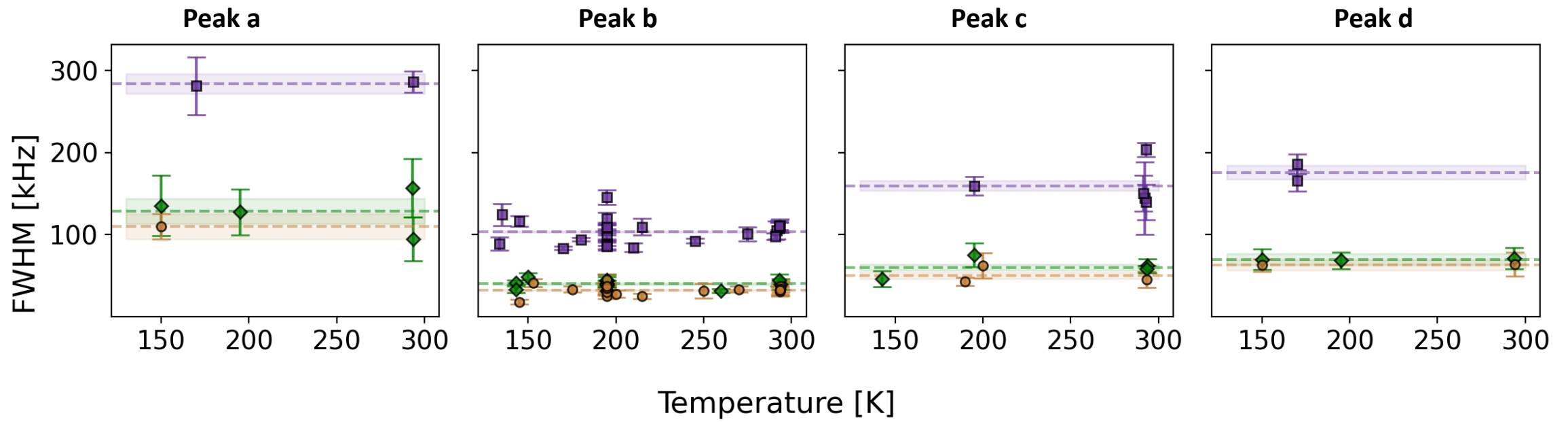


High resolution line shape and width



Linewidth of $^{229}\text{Th}:\text{CaF}_2$

Independent of temperature



Line-center & linewidth – “napkin” model

Line center: (Zhang et al. Nature (2024))

$$H_{EFG} = \frac{QV_{zz}}{4I(2I-1)} [2I_z^2 - I^2 + \eta(I_x^2 - I_y^2)]$$

$$V_{zz} = 109.1 V/A^2$$

$$\eta = \frac{V_{xx} - V_{yy}}{V_{zz}} = 0.59163$$

$$V_{xx} + V_{yy} + V_{zz} = 0$$

=>

$$V_{yy} = \frac{\eta + 1}{-2} V_{zz} = -86.82 V/A^2$$

$$V_{xx} = -V_{yy} - V_{zz} = -22.28 V/A^2$$

Linewidth:

δV_{zz} & δV_{yy} => inhomogeneous broadening

$$dv(V_{zz}, V_{yy}) = \frac{\partial v}{\partial V_{zz}} \Delta V_{zz} + \frac{\partial v}{\partial V_{yy}} \Delta V_{yy}$$

Linewidth of transition i :

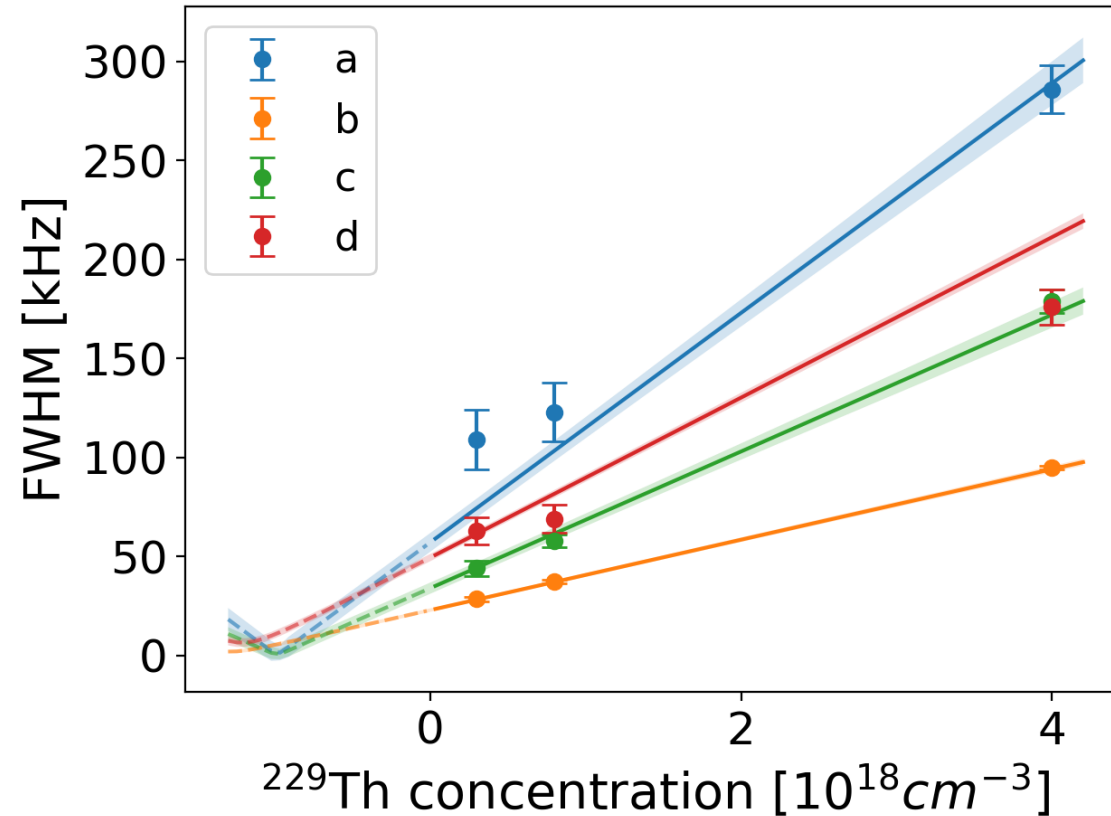
$$FWHM^i = \sqrt{\left(\frac{\partial v_i}{\partial V_{zz}}\right)^2 \delta V_{zz}^2 + \left(\frac{\partial v_i}{\partial V_{yy}}\right)^2 \delta V_{yy}^2}$$

$$\text{Minimize: } \chi^2 = \sum_{i=a}^d \left(\frac{FWHM_{measure}^i - FWHM_{fit}^i}{\delta FWHM_{measure}^i} \right)^2$$

$$\delta V_{yy} / \delta V_{zz} \approx 2 \text{ for all crystals}$$

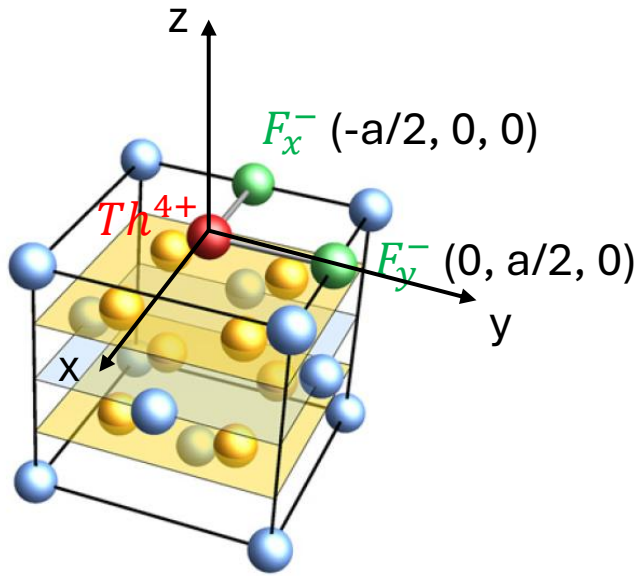
Reduced $\chi_v^2 \sim 2.28$

Linewidth of $^{229}\text{Th}:\text{CaF}_2$ – “napkin” model

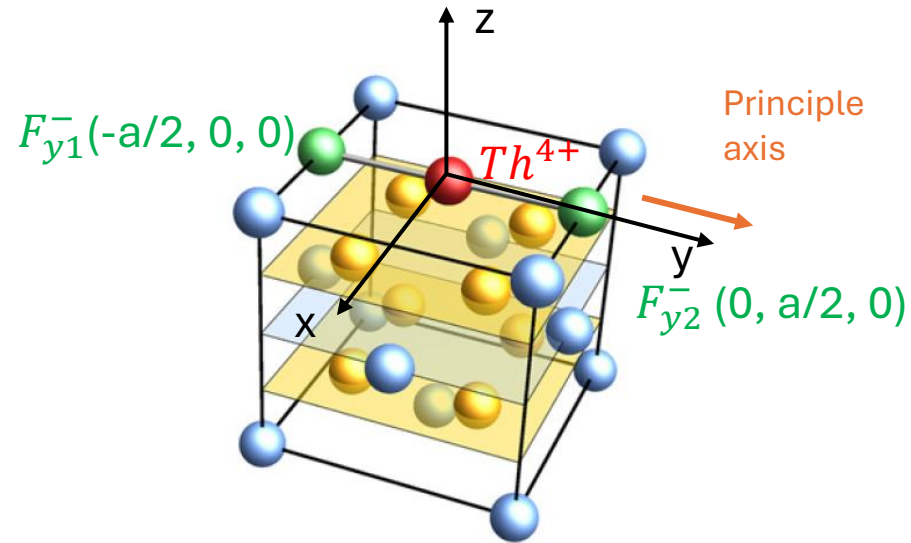


- E-field gradient inhomogeneous broadening fits data well
- A specific ratio of $\delta V_{yy} / \delta V_{zz}$ (~ 2) across all 3 crystals
- δV_{zz} & δV_{yy} scale linearly with ^{229}Th doping concentration
- Extrapolations to a single point, suggests “zero-doping” linewidth also $\sim \delta V_{yy} / \delta V_{zz}$
- Linewidth at the crossing point ~ 5 kHz, suggests homogeneous broadening

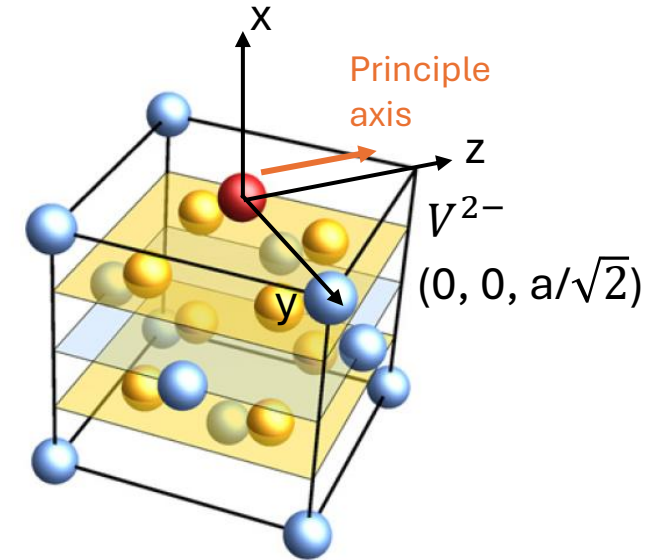
“napkin” model for doping configuration ($\delta V_{yy}/\delta V_{zz}$)



$$\frac{\delta V_{yy}}{\delta V_{zz}} = \sqrt{\frac{5}{2}} \sim 1.6$$



$$\frac{\delta V_{yy}}{\delta V_{zz}} = 0.5$$



$$\frac{\delta V_{yy}}{\delta V_{zz}} = 0.5$$

Nuclear structure to probe new physics beyond standard model

Beeks ... Schumm, Ye, Safronova, Nature Comm. **16**, 9147 (2025).

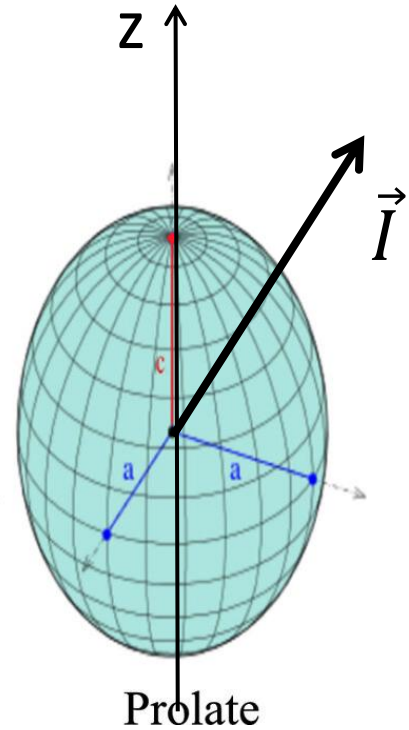
Quadrupole moment ratio

$$\frac{Q_{is}}{Q_g} = 1.01791(2)$$

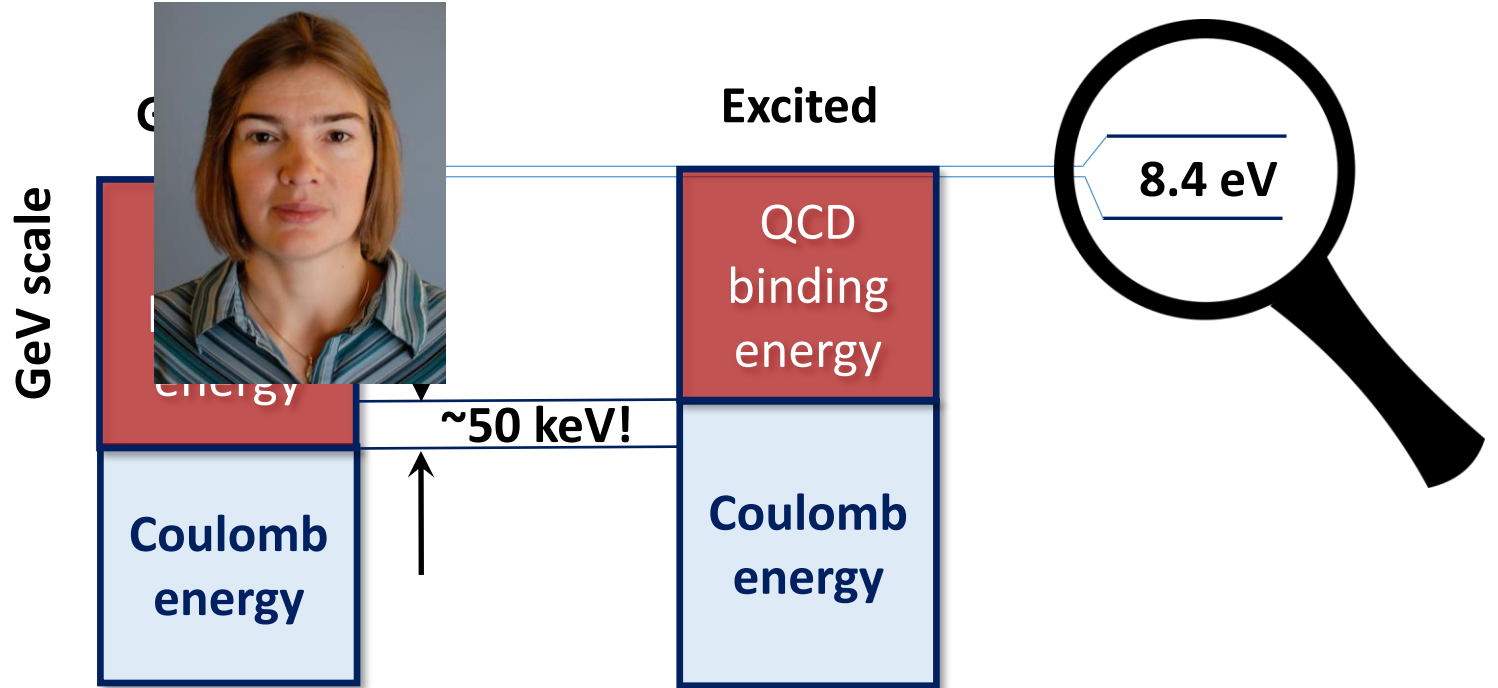


Nuclear volume:

$$\frac{V_{is}}{V_g} = 1.00055$$



Nuclear binding energy



Coulomb interaction $\sim \alpha$
Strong force

Sensitivity to variation of α

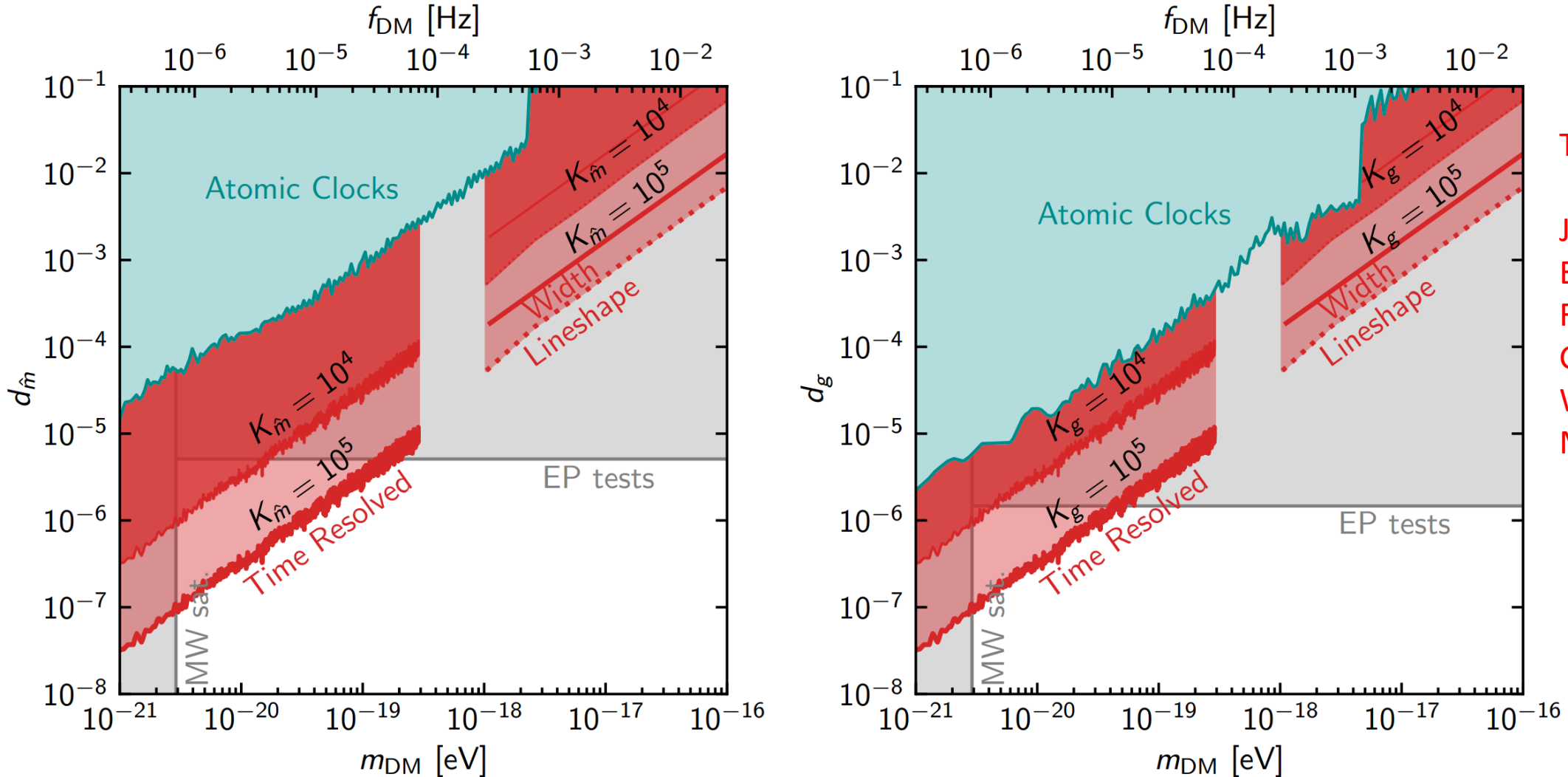
$$\frac{49(19) \text{ keV}}{8.4 \text{ eV}} \sim 5900(2300)$$

Probe of new physics

Arakawa *et al.*, Nature Comm. (2026)

Variation of α or QCD scale upsets cancellation between Coulomb & QCD \rightarrow Enhanced sensitivity to new physics

Coupling of scalar DM to quark masses (left) and gluons (right).



Theorists:

Jason Arakawa

Elina Fuchs

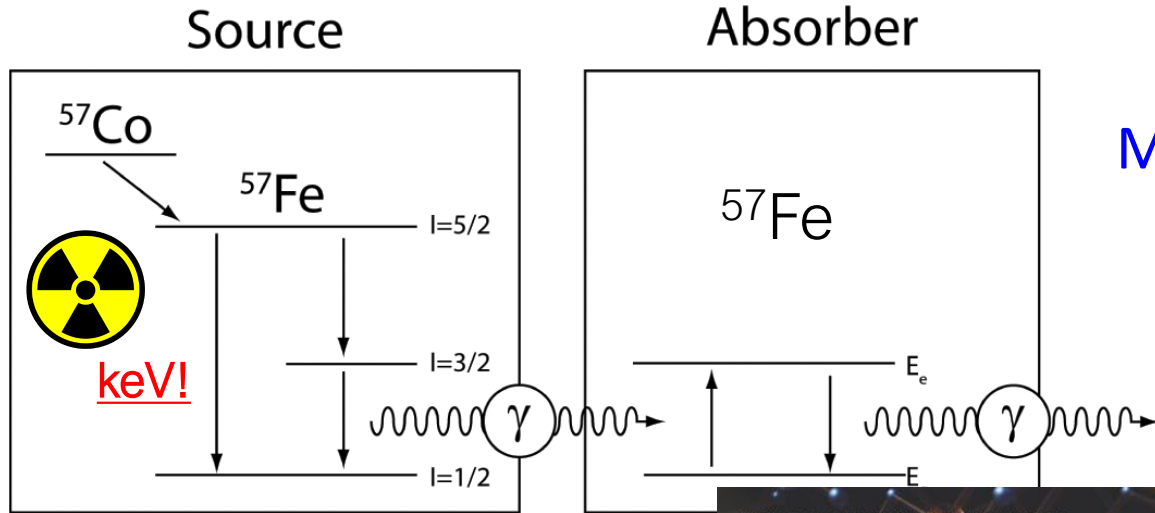
Fiona Kirk

Gilad Perez

Wolfram Ratzinger

Marianna Safronova

Precision sensing for fundamental physics



Mössbauer spectroscopy
nuclear transitions



Gravitational red shift measured with

PHYSICAL REVIEW
LETTERS

VOLUME 4

APRIL 1, 1960

APPARENT WEIGHT OF PHOTONS*

R. V. Pound and G. A. Rebka, Jr.
Lyman Laboratory of Physics, Harvard University, Cambridge, Massachusetts
(Received March 9, 1960)



Bothwell *et al.*, Nature **602** 42
Zhang *et al.*, Nature **633**, 63 (2024)

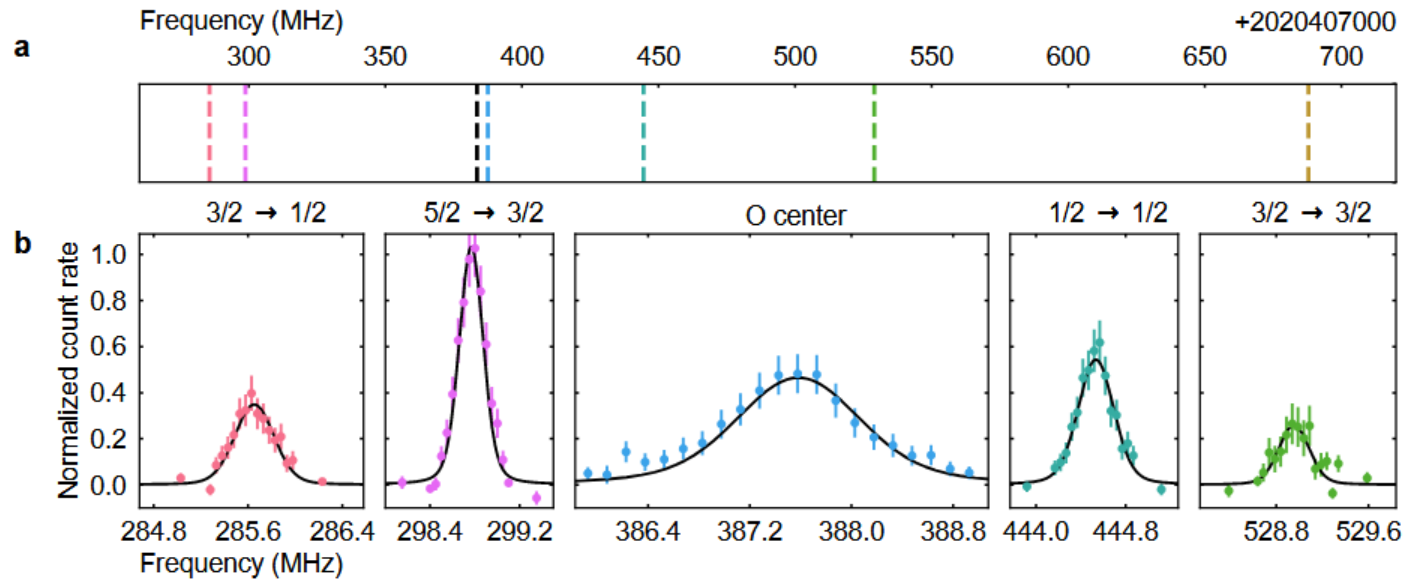
A nuclear-atomic connection



CW laser spectroscopy of ^{229}Th


Morawetz *et al.*, [arXiv.2604.16640](https://arxiv.org/abs/2604.16640) (2026)

First cw laser absorption spectroscopy: Peik & Schumm collaboration



Hot off press on cw spectroscopy & laser lock:
Peik & Schumm, [arXiv: 2606.04997v2](https://arxiv.org/abs/2606.04997v2)
S. Ding, [arXiv:2606.08870](https://arxiv.org/abs/2606.08870)

Morawetz 2026



2024 JILA data for comparison
Zhang ... Ye, *Nature* **633**, 63 (2024).

All lineshapes are X2 at room temperature
except for line d (green, 170 K)

CW laser at 148 nm: 967 nW (JILA, May 29, 2026)


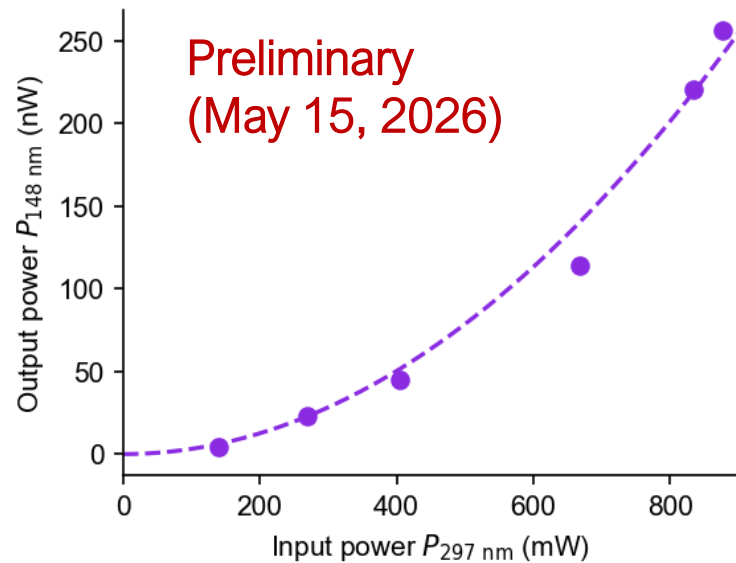


IPG Photonics: high $\chi^{(2)}$ QPM crystal (VUV transparency to 130 nm)



Vasilyev, Moskalev, Ooi, Mirov ... Ye, Photonics West, January 2026, Paper 13877-61
Ooi, Vasilyev, ..., Mirov, Ye, CLEO Post-deadline paper, May 17-21, 2026


Tian Ooi, CLEO 2026 Science Slam Winner




138 nm

Future of nuclear clocks

New 148 nm VUV laser
(1 μ W CW)



$^{229}\text{Th}:\text{CaF}_2$ crystal
 $\sim 10^{15}$ ^{229}Th nuclei!



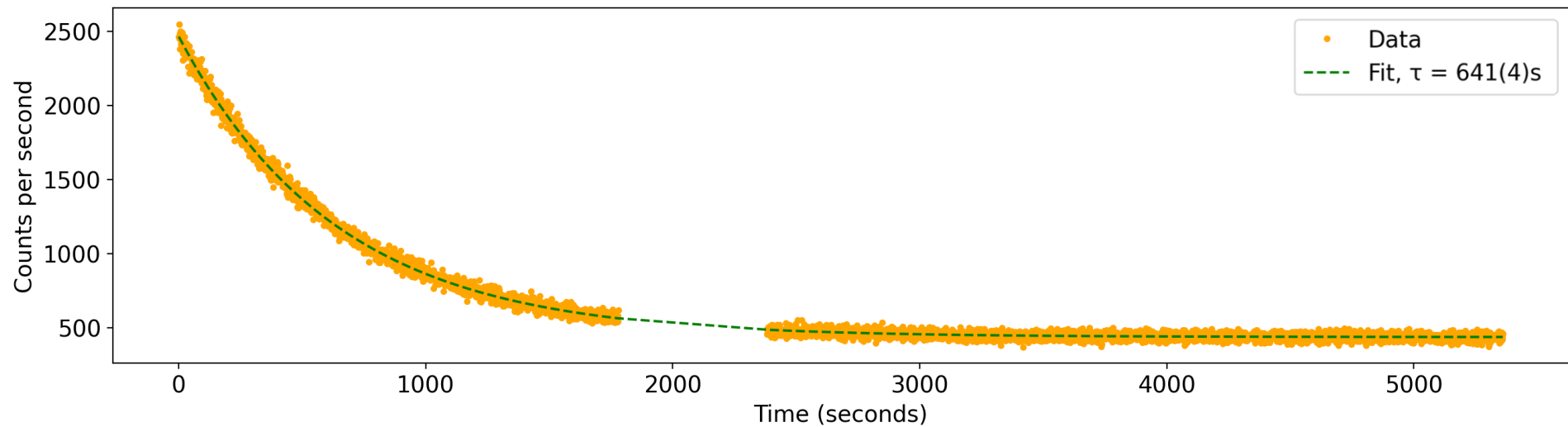
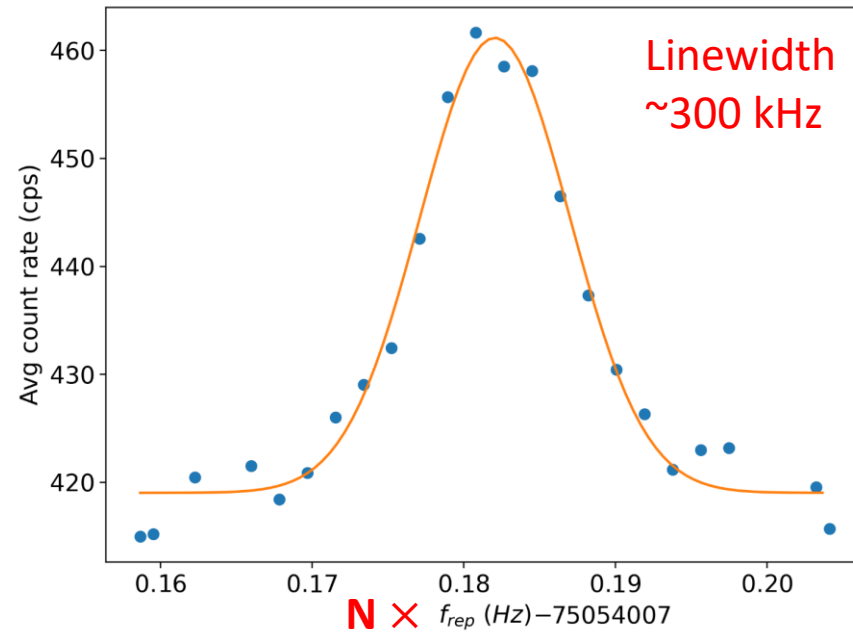
- Next-generation compact, fieldable optical clock
- Coherent control of the nucleus
- Fundamental physics

A NIST video on nuclear clock

(Sean Kelley, Gabe Popkin, Jose Garcia, Ben Stein, Jun Ye)

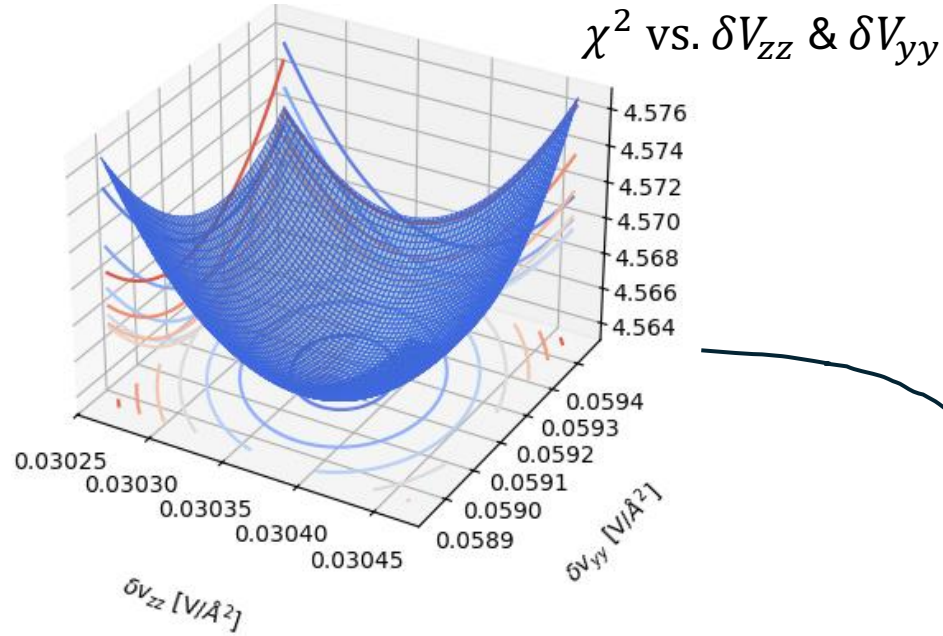
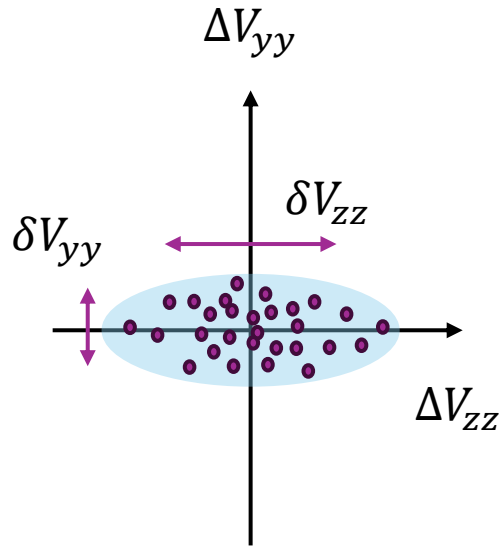


High resolution line-shape and decay lifetime



Linewidth of $^{229}\text{Th}:\text{CaF}_2$ – “napkin” model

$$\delta V_{yy} / \delta V_{zz} \approx 2 \text{ for all crystals}$$

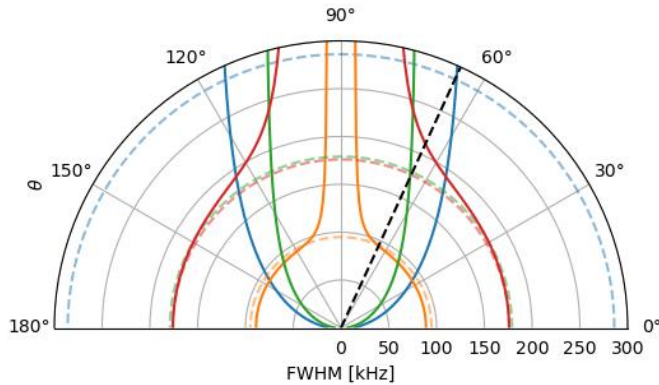


Reduced $\chi^2_v \sim 2.28$

$$\text{FWHM} = \sqrt{\left(\left(\frac{\partial v}{\partial V_{zz}} \right)^2 + \left(\frac{\partial v}{\partial V_{yy}} \right)^2 \tan^2 \theta \right) \delta V_{zz}^{opt.2}}$$



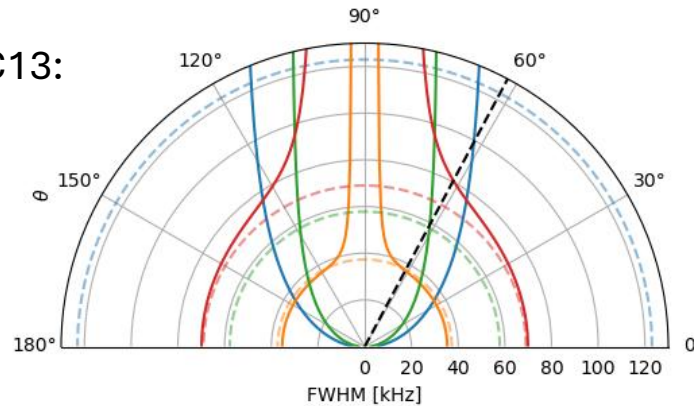
X2:



Optimum angle:

$$\theta = \tan^{-1}(\delta V_{yy} / \delta V_{zz}) \sim 65^\circ$$

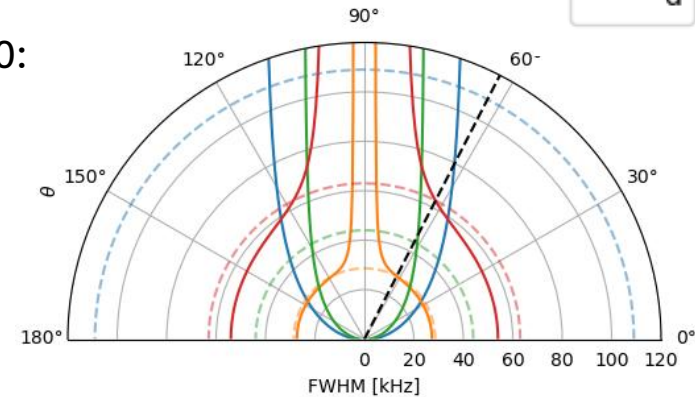
C13:



Optimum angle:

$$\theta = \tan^{-1}(\delta V_{yy} / \delta V_{zz}) \sim 62^\circ$$

C10:



Optimum angle:

$$\theta = \tan^{-1}(\delta V_{yy} / \delta V_{zz}) \sim 63^\circ$$

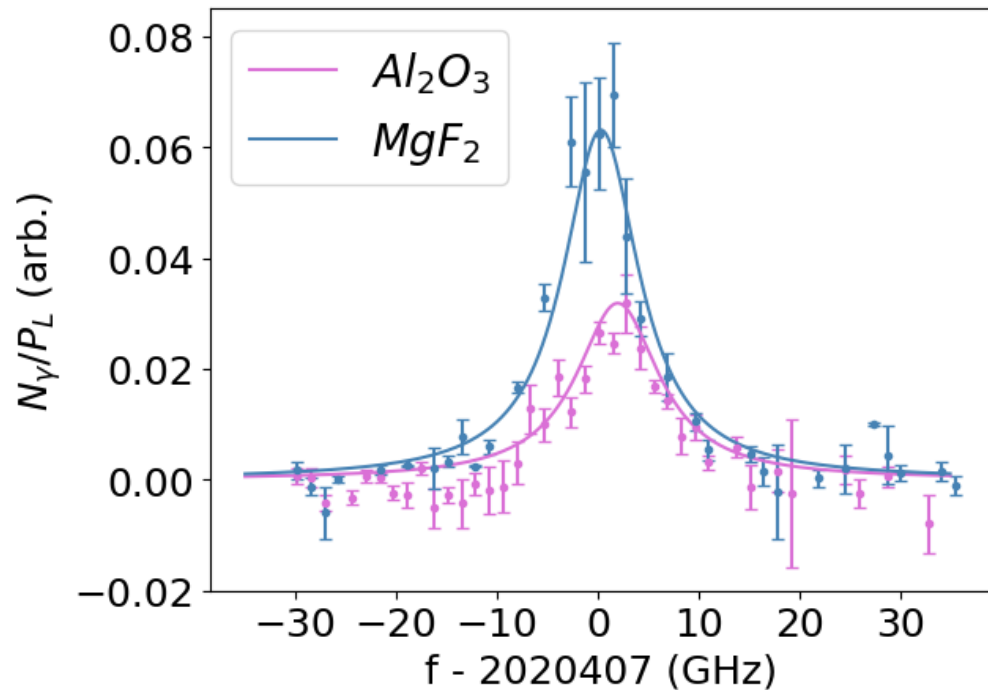
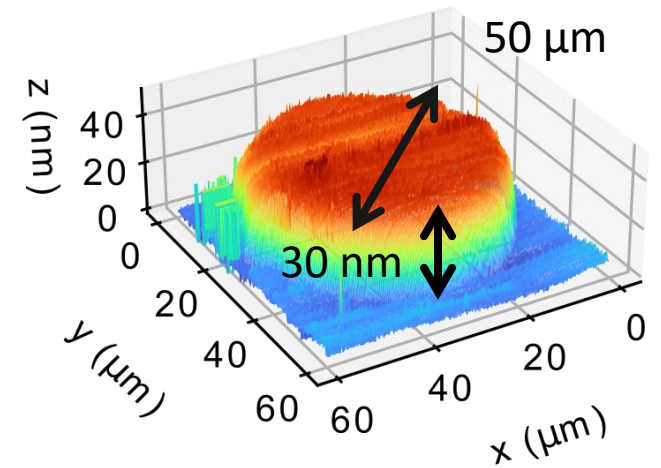
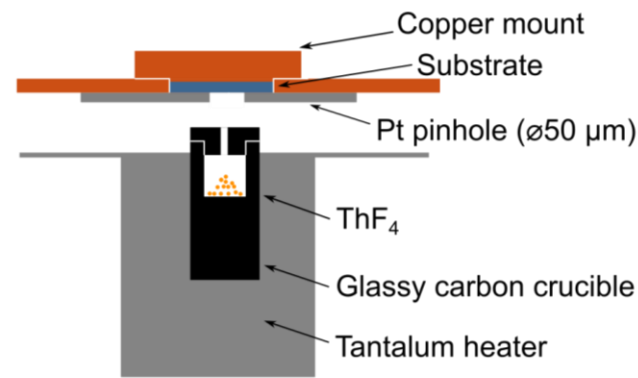
JILA ThF₄ thin film-based nuclear transition

Zhang, von der Wense, ... , Ye, Derevianko, Hudson, Nature **636**, 603 (2024).

Eric Hudson (UCLA)



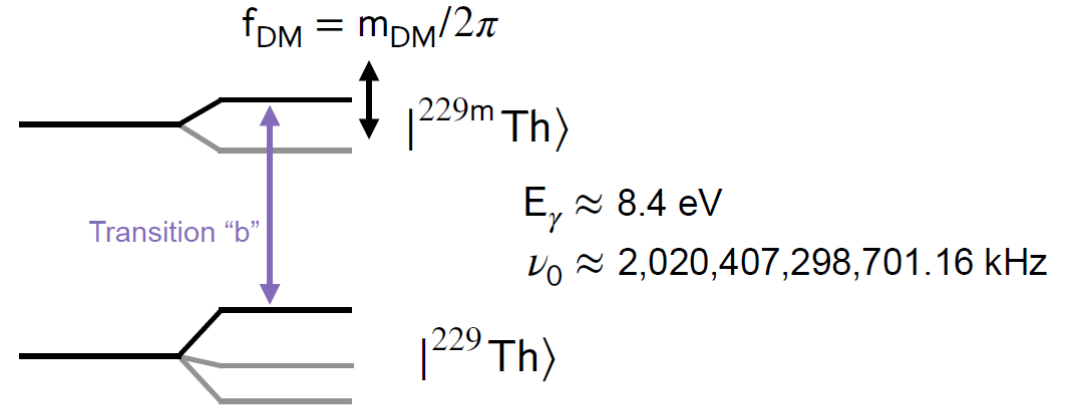
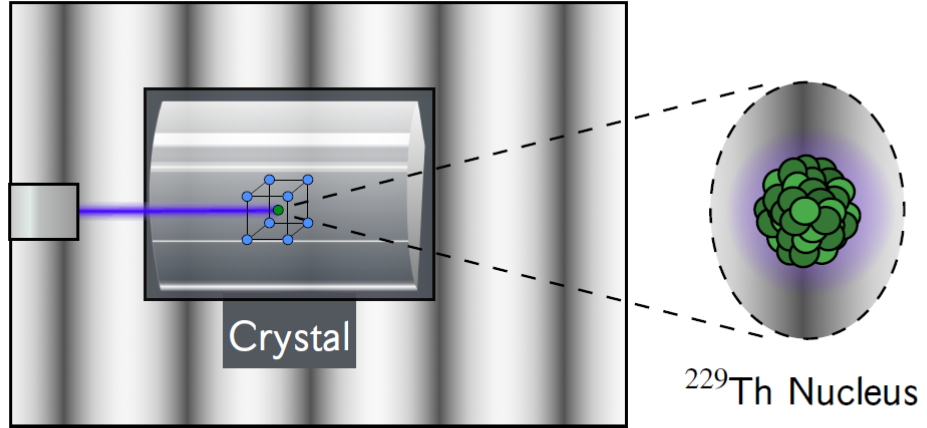
Pure ²²⁹ThF₄ vapor deposition



- ✓ Efficient use of material! (μg)
- ? Narrow line transition not yet observed

Probe of new physics

Dark Matter Waves



Linewidth of the ^{229}Th transitions - model

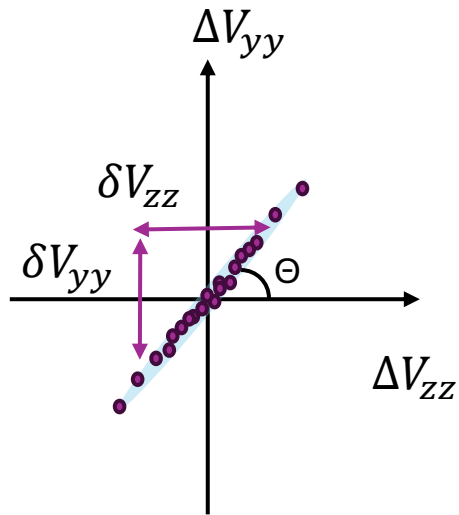
$$dv(V_{zz}, V_{yy}) = \frac{\partial v}{\partial V_{zz}} \Delta V_{zz} + \frac{\partial v}{\partial V_{yy}} \Delta V_{yy} \quad \Rightarrow \quad \text{FWHM} = \left\| \left(\frac{\partial v}{\partial V_{zz}} + \frac{\partial v}{\partial V_{yy}} \tan \theta \right) \delta V_{zz} \right\|$$

$$\tan \theta = \delta V_{yy} / \delta V_{zz}$$

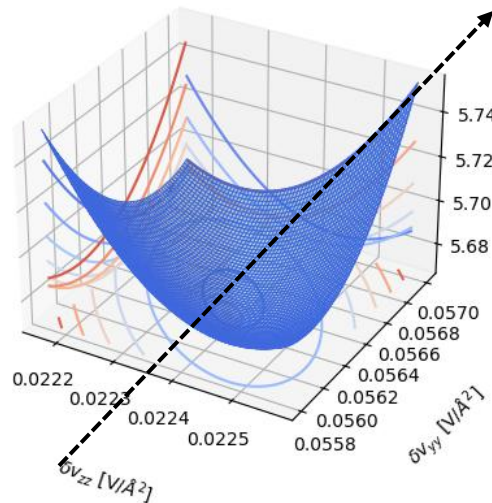
$$\text{Minimize: } \chi^2 = \sum_{i=1}^4 \left(\frac{\text{FWHM}_{\text{measure}}^i - \text{FWHM}_{\text{fit}}^i}{\delta \text{FWHM}_{\text{measure}}^i} \right)^2$$

FWHM along optimized δV_{zz}

$$\text{FWHM} = \left\| \left(\frac{\partial v}{\partial V_{zz}} + \frac{\partial v}{\partial V_{yy}} \tan \theta \right) \delta V_{zz}^{\text{opt.}} \right\|$$

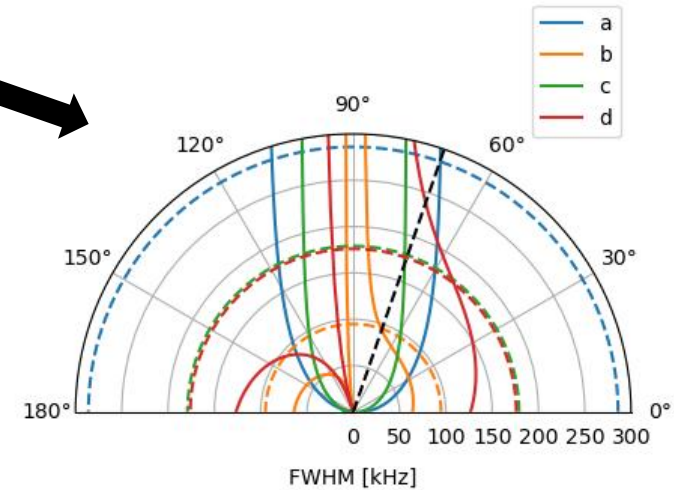


C10: χ^2 vs δV_{zz} & δV_{yy}



Minimum $\chi^2 \sim 5.67$
Reduced $\chi_v^2 \sim 2.83$

$$\delta V_{zz} = \delta V_{zz}^{\text{opt.}}$$




Optimum angle:
 $\Theta = \arctan(\delta V_{zz} / \delta V_{yy}) \sim 71^\circ$

δV_{zz} & δV_{yy} correlated model

New opportunities with a ^{229m}Th nuclear clock

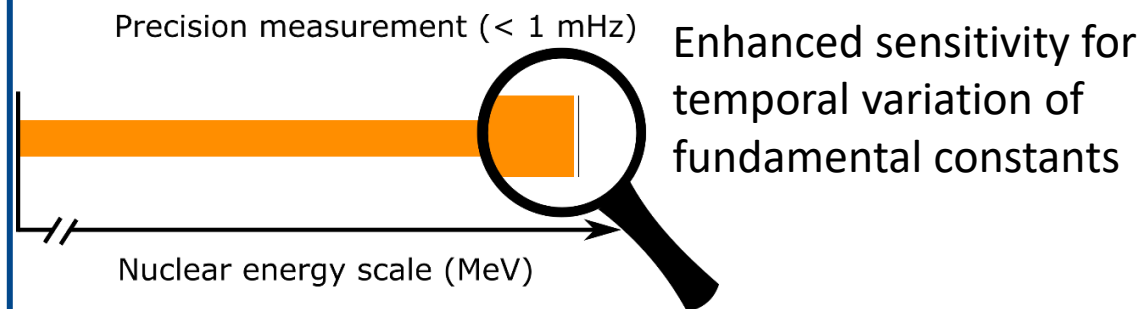
Accurate nuclear-based optical clock



Quality factor $Q \sim 10^{19}$
Resistant to external perturbations
 10^{-19} potential clock accuracy

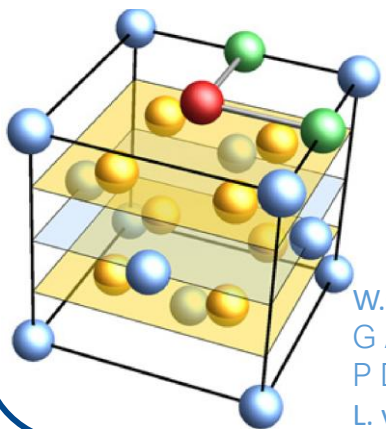
E. Peik et al., *Europhys. Lett.* **61**, 181 (2003)
C. J. Campbell et al., *Phys. Rev. Lett.* **108**, 120802 (2012)

Sensitive probe for fundamental physics



V. V. Flambaum, *Phys. Rev. Lett.* **97**, 092502 (2006)
P. Fadeev et al., *Phys. Rev. A* **102**, 052833 (2020)

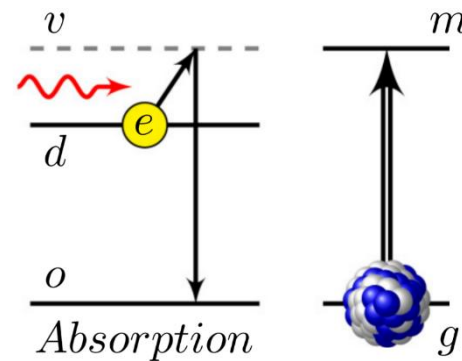
Solid-state optical clock



Decoupled from electronic states
Good statistics for high performance
Portable clock

W.G. Rellergert et al., *Phys. Rev. Lett.* **104**, 200802 (2010)
G A Kazakov et al., *New J. Phys.* **14**, 083019 (2012)
P Dessovic et al *J. Phys.: Condens. Matter* **26** (2014)
L. v.d.Wense et al., *Eur. Phys. J. D* **74**, 146 (2020)

A new quantum degree of freedom



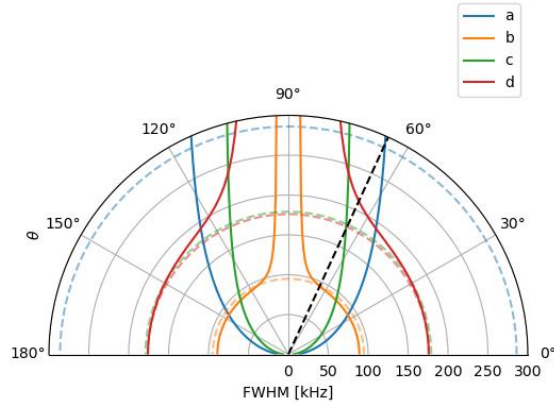
New probe for coupling
between nuclear and
electronic states

B. S. Nickerson et al., *Phys. Rev. A* **103**, 053120 (2021)

Fit FWHM with δV_{zz} & δV_{yy} uncorrelated model

Optimized solution
FWHM equation plotted

X2:



For X2, C13, C10 crystal:

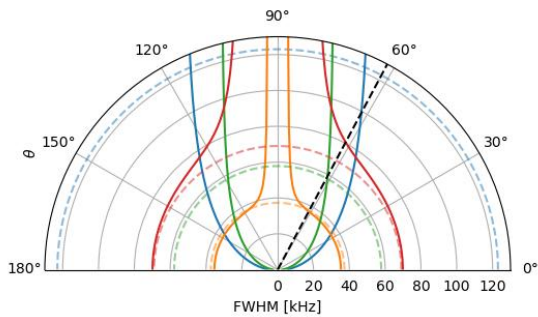
Optimized $\Theta = [65, 62, 63]$ deg.

Minimized $\chi^2 = [17.30, 5.59, 4.56]$

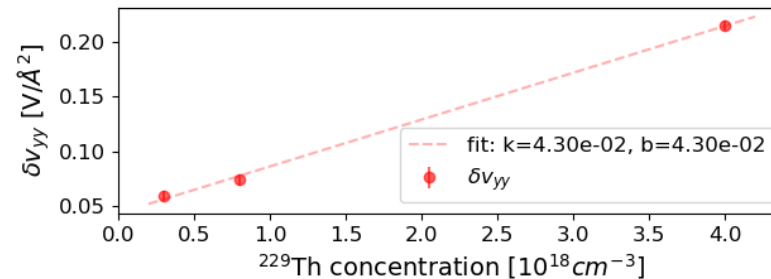
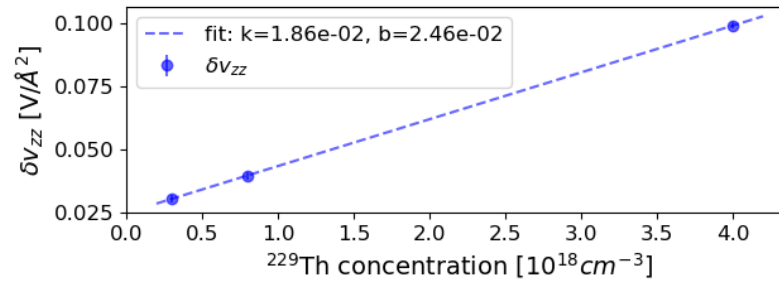
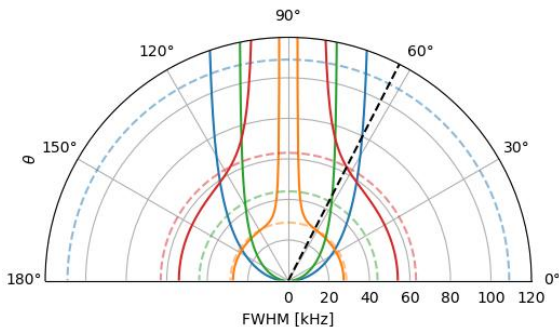
Reduced $\chi^2_v = [8.65, 2.79, 2.28]$

$$\text{FWHM} = \sqrt{\left(\frac{\partial v}{\partial V_{zz}}\right)^2 \delta V_{zz}^2 + \left(\frac{\partial v}{\partial V_{yy}}\right)^2 \delta V_{yy}^2}$$

C13:



C10:



Model prediction VS data

